



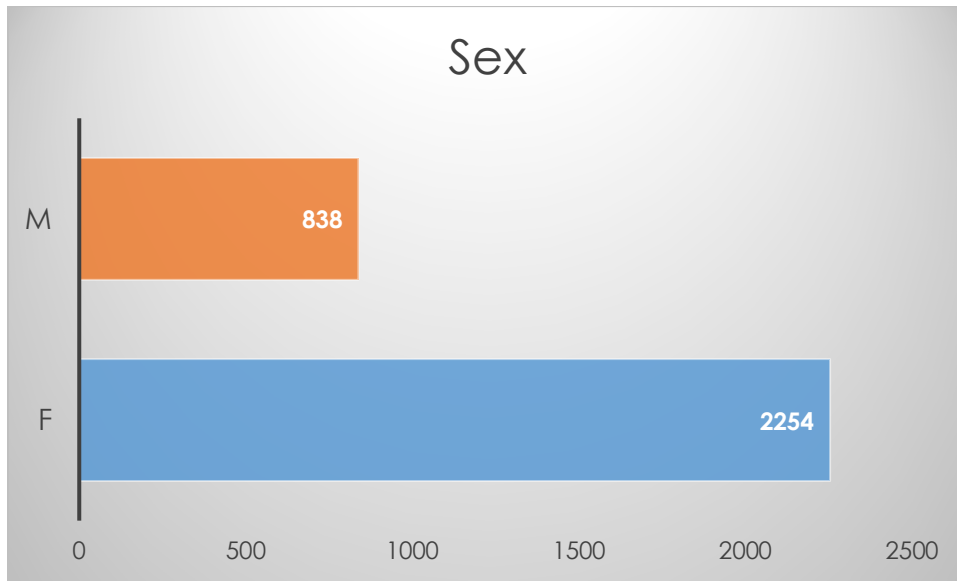
General Student Satisfaction Survey:  
Item Frequency Report  
Spring 2020

Office of Institutional Effectiveness

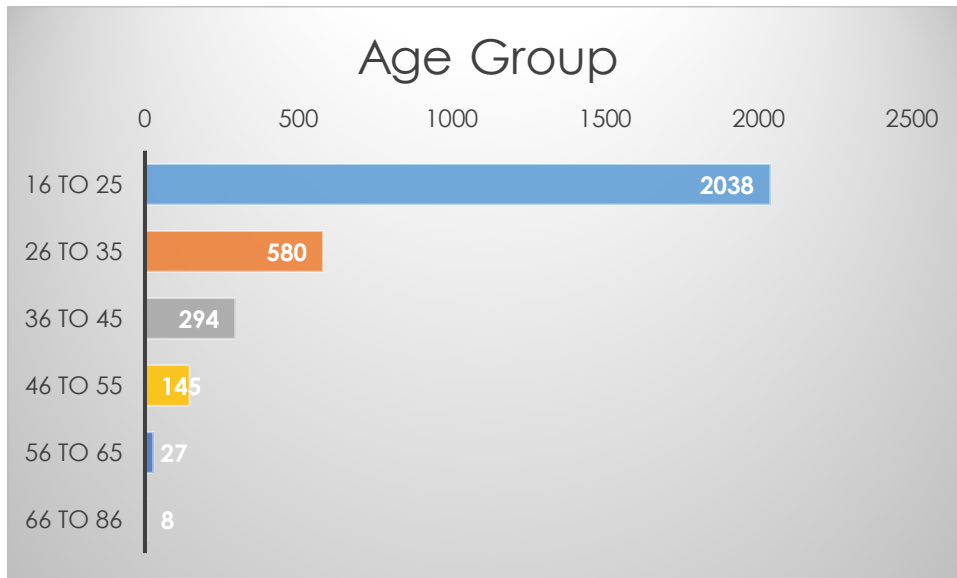
## Contents

Demographics.....	3
Student Activity .....	6
Online Learning .....	9
College Experience .....	12
Academic Advising .....	17
Curricular or Co-Curricular Activities .....	19
Academic Goals.....	21
Overall Experience.....	22
Student Services and Support .....	23
Campus Recreation .....	23
Greek Affairs.....	32
Office of Community Engagement .....	40
Student Activities .....	49
Student Center Services/Jag Card .....	57
Student Disability Services.....	66
Student Health .....	74
University Programs/Jaguar Productions .....	83

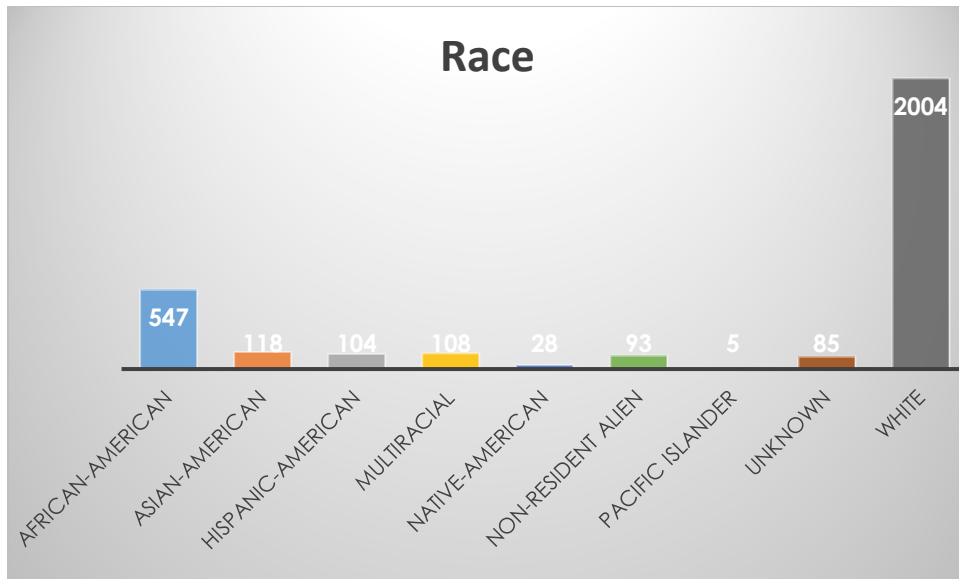
## Demographics



<b>Sex</b>		
	<b>Frequency</b>	<b>Percent</b>
<b>F</b>	2254	72.9
<b>M</b>	838	27.1
<b>Total</b>	3092	100.0

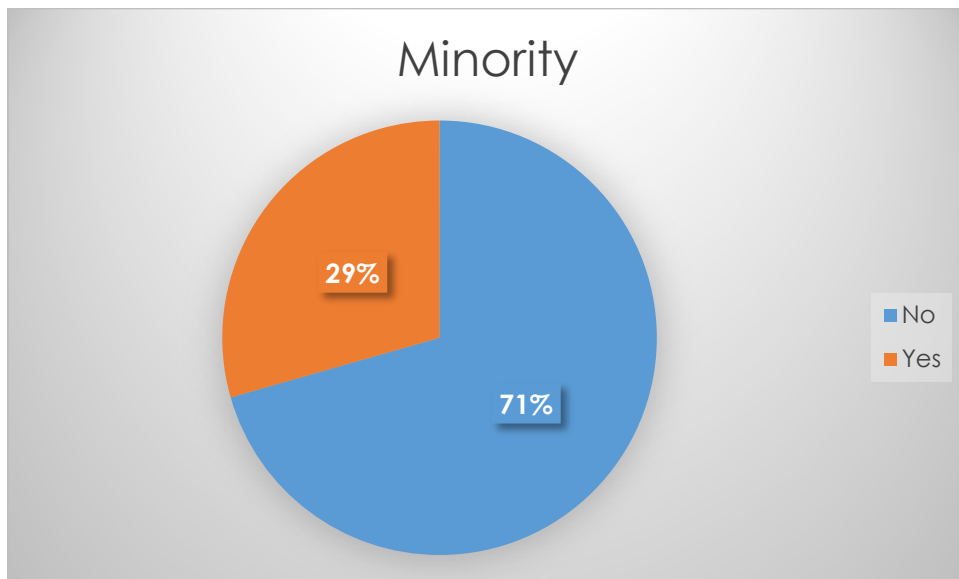


<b>Age Group</b>		
	<b>Frequency</b>	<b>Percent</b>
<b>16 to 25</b>	2038	65.9
<b>26 to 35</b>	580	18.8
<b>36 to 45</b>	294	9.5
<b>46 to 55</b>	145	4.7
<b>56 to 65</b>	27	0.9
<b>66 to 86</b>	8	0.3
<b>Total</b>	3092	100.0



### Race

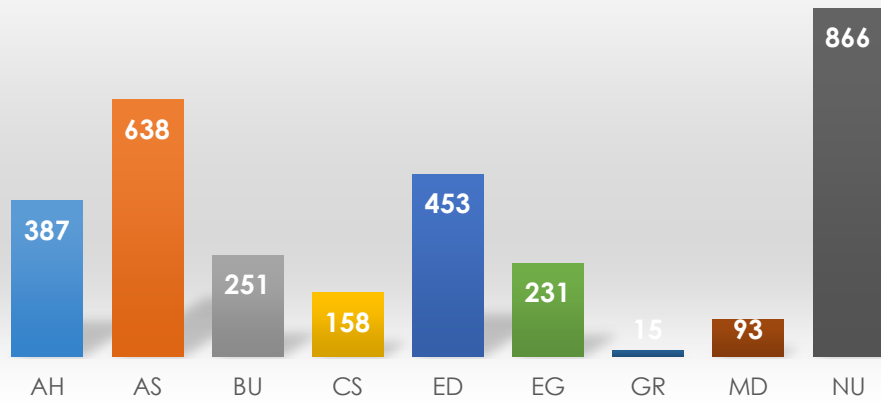
	Frequency	Percent
<b>African-American</b>	547	17.7
<b>Asian-American</b>	118	3.8
<b>Hispanic-American</b>	104	3.4
<b>Multiracial</b>	108	3.5
<b>Native-American</b>	28	0.9
<b>Non-Resident Alien</b>	93	3.0
<b>Pacific Islander</b>	5	0.2
<b>Unknown</b>	85	2.7
<b>White</b>	2004	64.8
<b>Total</b>	3092	100.0



### Minority

	Frequency	Percent
<b>No</b>	2182	70.6
<b>Yes</b>	910	29.4
<b>Total</b>	3092	100.0

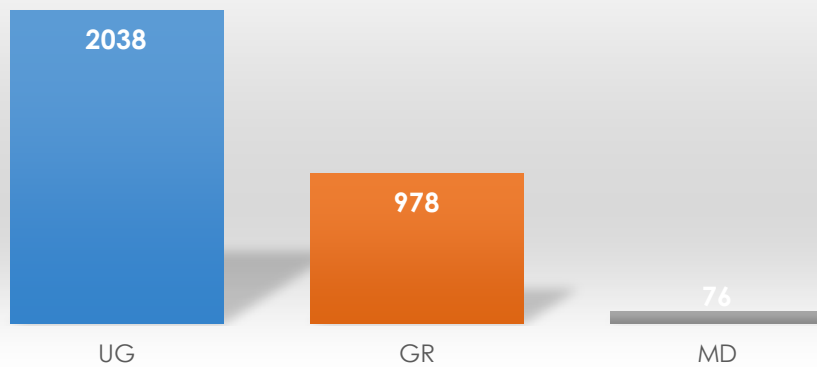
## College



## College

	Frequency	Percent
AH	387	12.5
AS	638	20.6
BU	251	8.1
CS	158	5.1
ED	453	14.7
EG	231	7.5
GR	15	0.5
MD	93	3.0
NU	866	28.0
<b>Total</b>	3092	100.0

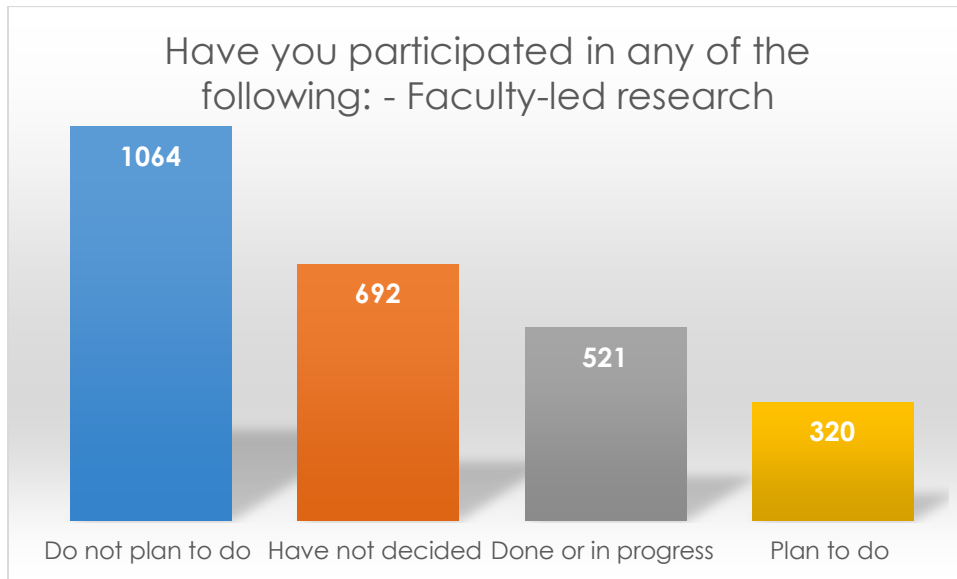
## Level



## Level

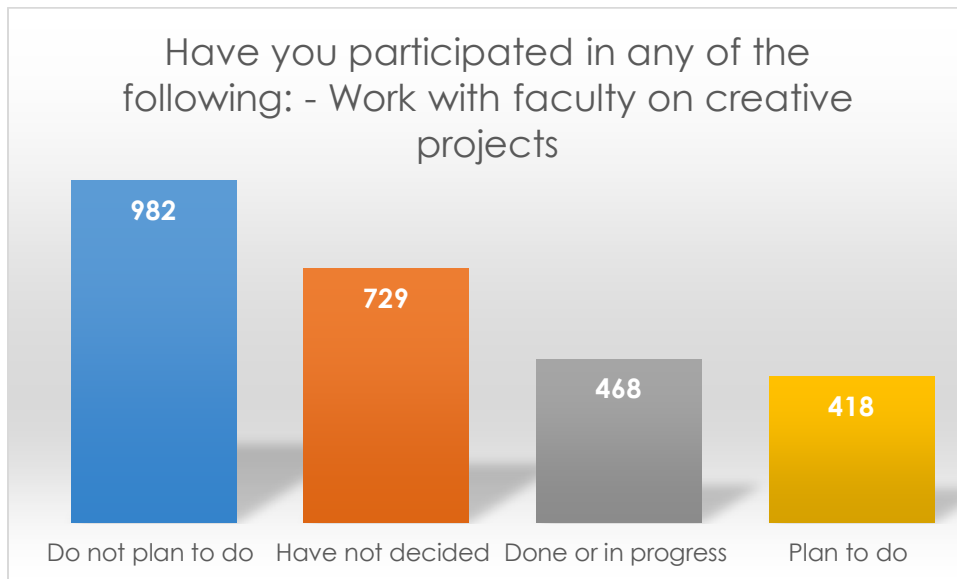
	Frequency	Percent
UG	2038	65.9
GR	978	31.6
MD	76	2.5
<b>Total</b>	3092	100.0

## Student Activity



Have you participated in: Faculty-led research?

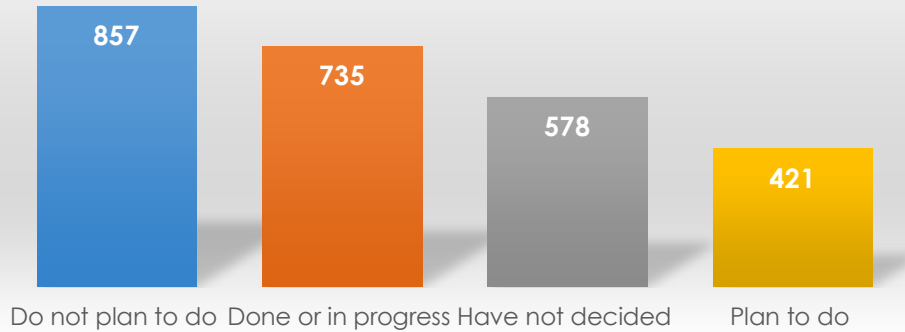
	Frequency	Percent
<b>Do not plan to do</b>	1064	41.0
<b>Have not decided</b>	692	26.6
<b>Done or in progress</b>	521	20.1
<b>Plan to do</b>	320	12.3
<b>Total</b>	2597	100.0



Have you participated in: Work with faculty on creative projects?

	Frequency	Percent
<b>Do not plan to do</b>	982	37.8
<b>Have not decided</b>	729	28.1
<b>Done or in progress</b>	468	18.0
<b>Plan to do</b>	418	11.1
<b>Total</b>	2597	100.0

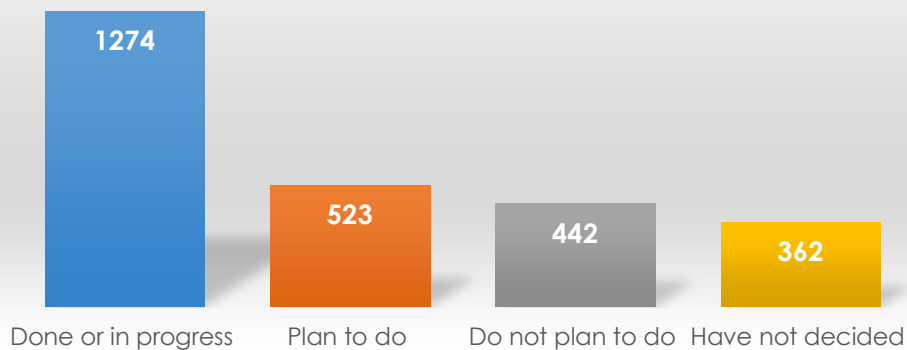
Have you participated in: Service learning (volunteering required as part of a class)



Have you participated in: Service learning (volunteering required as part of a class)

	Frequency	Percent
<b>Do not plan to do</b>	857	33.1
<b>Done or in progress</b>	735	28.4
<b>Have not decided</b>	578	22.3
<b>Plan to do</b>	421	16.2
<b>Total</b>	2591	100.0

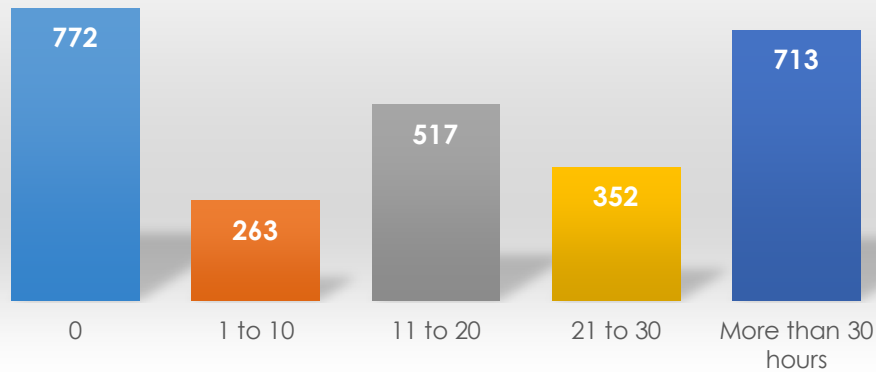
Have you participated in any of the following: - Volunteering in the community



Have you participated in: Volunteering in the community?

	Frequency	Percent
<b>Done or in progress</b>	1274	49.0
<b>Plan to do</b>	523	20.1
<b>Do not plan to do</b>	442	17.0
<b>Have not decided</b>	362	13.9
<b>Total</b>	2601	100.0

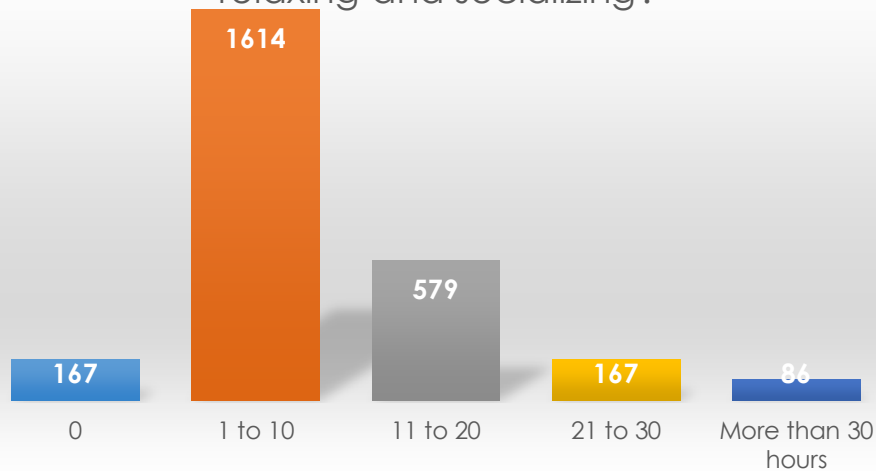
How many hours a week do you work for pay (on & off campus)?



How many hours a week do you work for pay (on & off campus)?

	Frequency	Percent
<b>0</b>	772	29.5
<b>1 to 10</b>	263	10.0
<b>11 to 20</b>	517	19.8
<b>21 to 30</b>	352	13.5
<b>More than 30 hours</b>	713	27.2
<b>Total</b>	2617	100.0

How many hours a week do you spend relaxing and socializing?



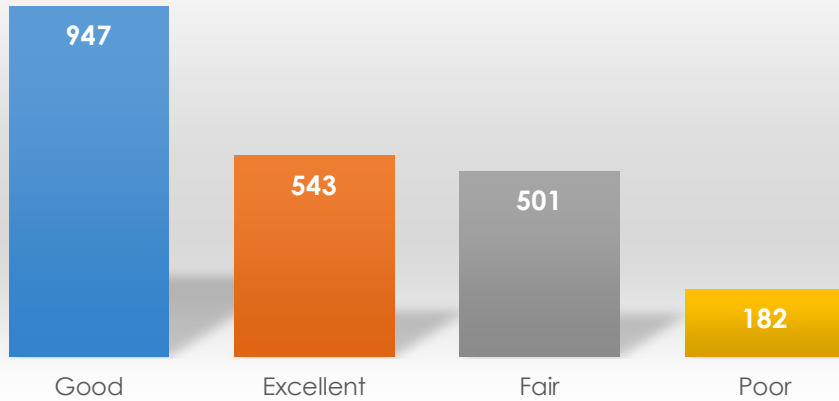
How many hours a week do you spend relaxing and socializing?

	Frequency	Percent
<b>0</b>	167	6.4
<b>1 to 10</b>	1614	61.8
<b>11 to 20</b>	579	22.2
<b>21 to 30</b>	167	6.4
<b>More than 30 hours</b>	86	3.3
<b>Total</b>	2613	100.0



## Online Learning

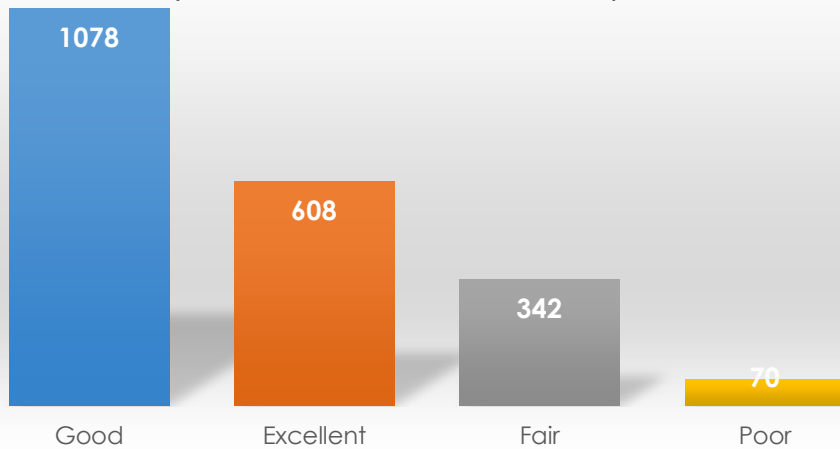
Please rate your experience in course(s) you have taken online.



Please rate your experience in course(s) you have taken online.

	Frequency	Percent
<b>Good</b>	947	43.6
<b>Excellent</b>	543	25.0
<b>Fair</b>	501	23.1
<b>Poor</b>	182	8.4
<b>Total</b>	2173	100.0

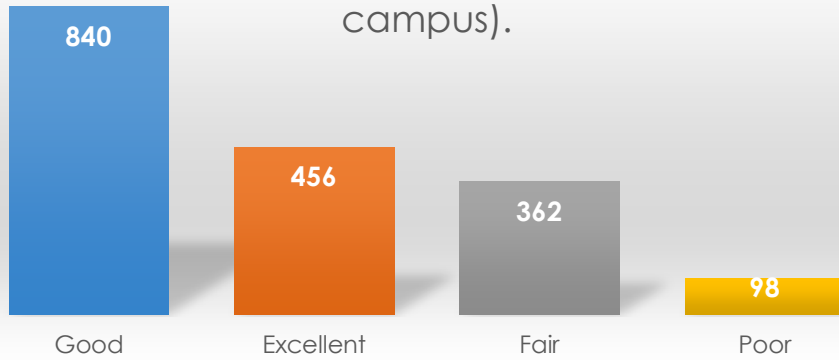
Please rate your experience in course(s) you have taken on-campus.



Please rate your experience in course(s) you have taken on-campus.

	Frequency	Percent
<b>Good</b>	1078	51.4
<b>Excellent</b>	608	29.0
<b>Fair</b>	342	16.3
<b>Poor</b>	70	3.3
<b>Total</b>	2098	100.0

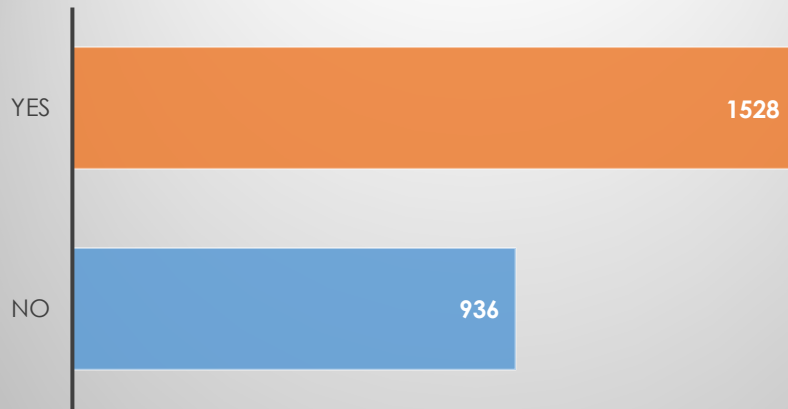
Please rate your experience in blended course(s) you have taken (online and on-campus).



Please rate your experience in blended course(s) you have taken (online and on-campus).

	Frequency	Percent
<b>Good</b>	840	47.8
<b>Excellent</b>	456	26.0
<b>Fair</b>	362	20.6
<b>Poor</b>	98	5.6
<b>Total</b>	1756	100.0

Would you take more online courses if they were available?



Would you take more online courses if they were available?

	Frequency	Percent
<b>Yes</b>	1528	62.0
<b>No</b>	936	38.0
<b>Total</b>	2464	100.0

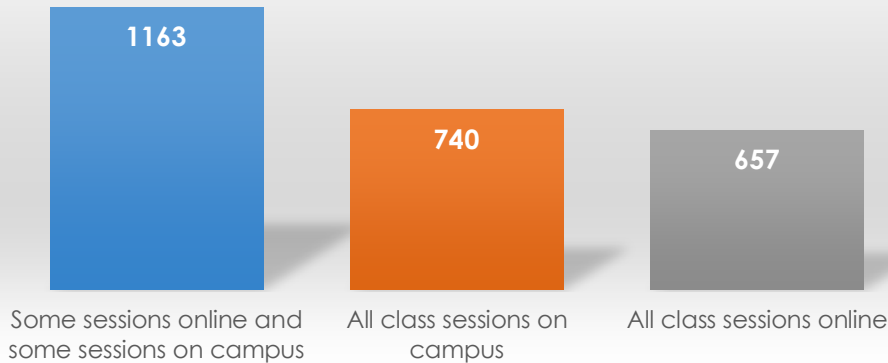
### Are you satisfied with online course offerings?



### Are you satisfied with online course offerings?

	Frequency	Percent
<b>Satisfied</b>	1211	57.4
<b>Very Satisfied</b>	422	20.0
<b>Dissatisfied</b>	333	15.8
<b>Very Dissatisfied</b>	143	6.8
<b>Total</b>	2109	100.0

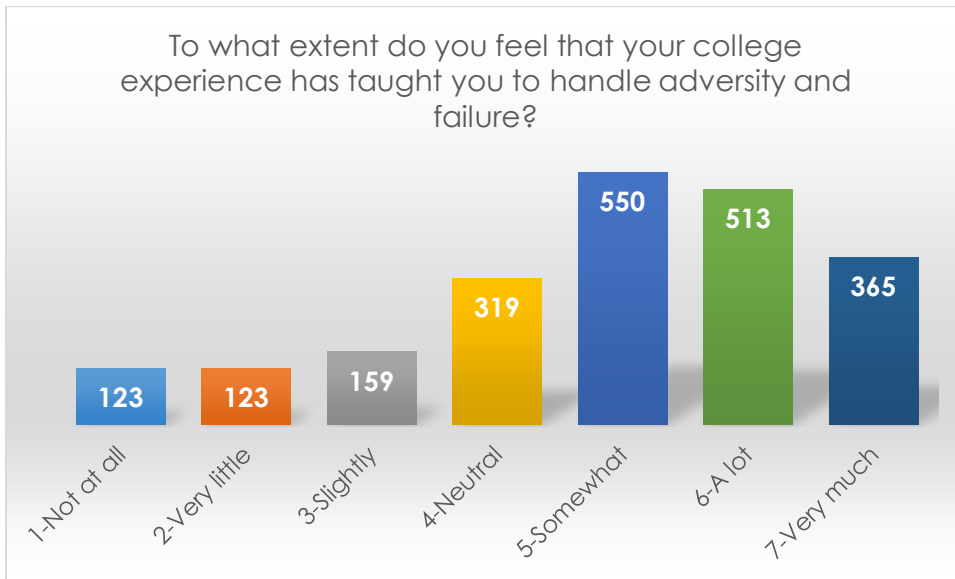
### When taking a course, what is your preferred format?



### When taking a course, what is your preferred format?

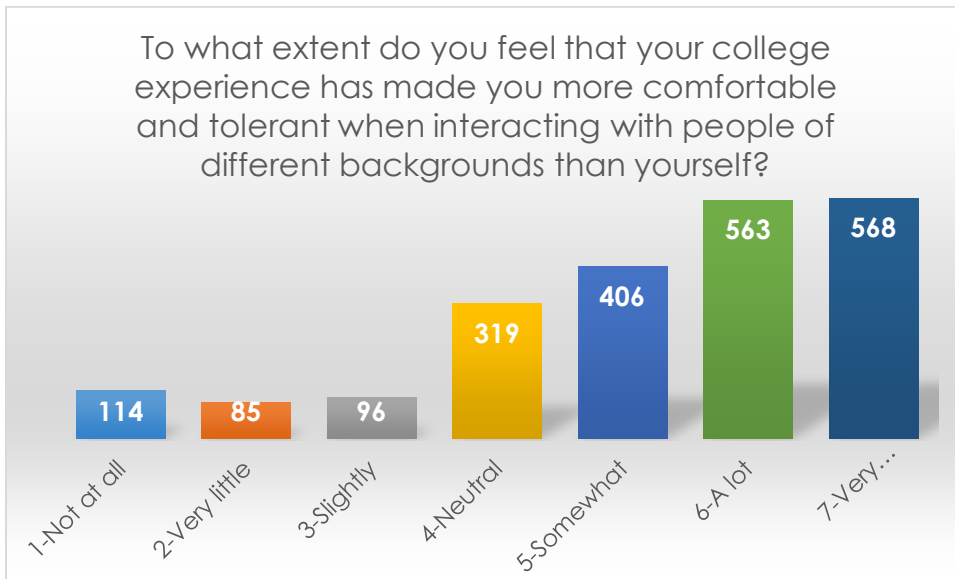
	Frequency	Percent
<b>Some sessions online and some sessions on campus</b>	1163	45.4
<b>All class sessions on campus</b>	740	28.9
<b>All class sessions online</b>	657	25.7
<b>Total</b>	2560	100.0

## College Experience



To what extent do you feel that your college experience has taught you to handle adversity and failure?

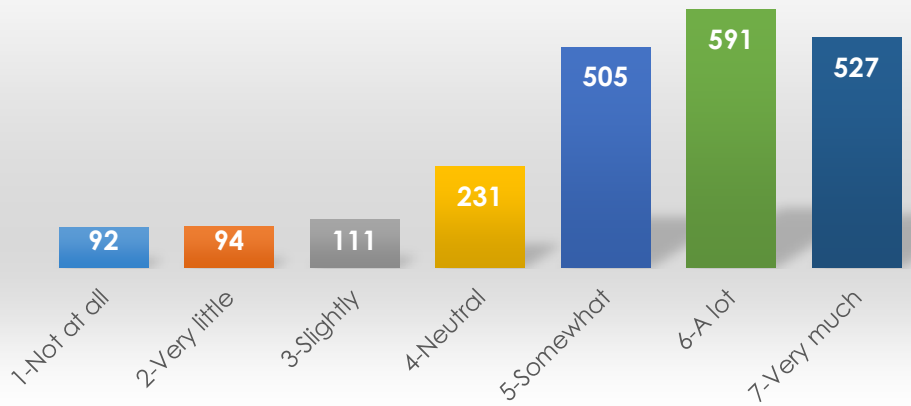
	Frequency	Percent
<b>1-Not at all</b>	123	5.7
<b>2-Very little</b>	123	5.7
<b>3-Slightly</b>	159	7.4
<b>4-Neutral</b>	319	14.8
<b>5-Somewhat</b>	550	25.6
<b>6-A lot</b>	513	23.8
<b>7-Very much</b>	365	17.0
<b>Total</b>	2152	100.0



To what extent do you feel that your college experience has made you more comfortable and tolerant when interacting with people of different backgrounds than yourself?

	Frequency	Percent
<b>1-Not at all</b>	114	5.3
<b>2-Very little</b>	85	4.0
<b>3-Slightly</b>	96	4.5
<b>4-Neutral</b>	319	14.8
<b>5-Somewhat</b>	406	18.9
<b>6-A lot</b>	563	26.2
<b>7-Very much</b>	568	26.4
<b>Total</b>	2151	100.0

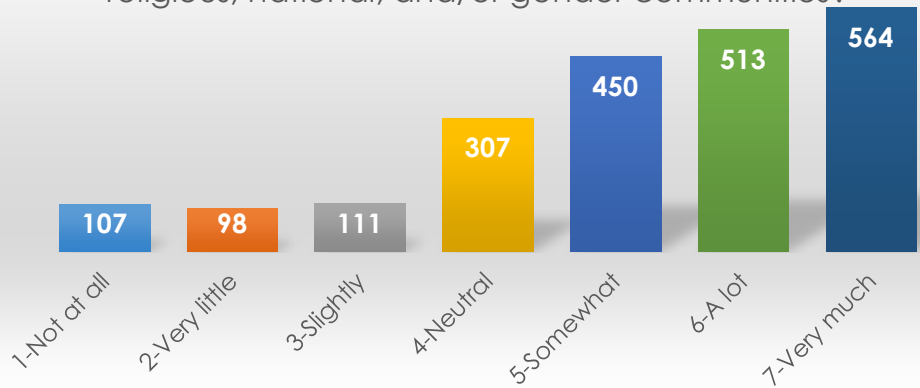
To what extent do you feel that your college experience has encouraged you to explore new opportunities?



To what extent do you feel that your college experience has encouraged you to explore new opportunities?

	Frequency	Percent
<b>1-Not at all</b>	92	4.3
<b>2-Very little</b>	94	4.4
<b>3-Slightly</b>	111	5.2
<b>4-Neutral</b>	231	10.7
<b>5-Somewhat</b>	505	23.5
<b>6-A lot</b>	591	27.5
<b>7-Very much</b>	527	24.5
<b>Total</b>	2151	100.0

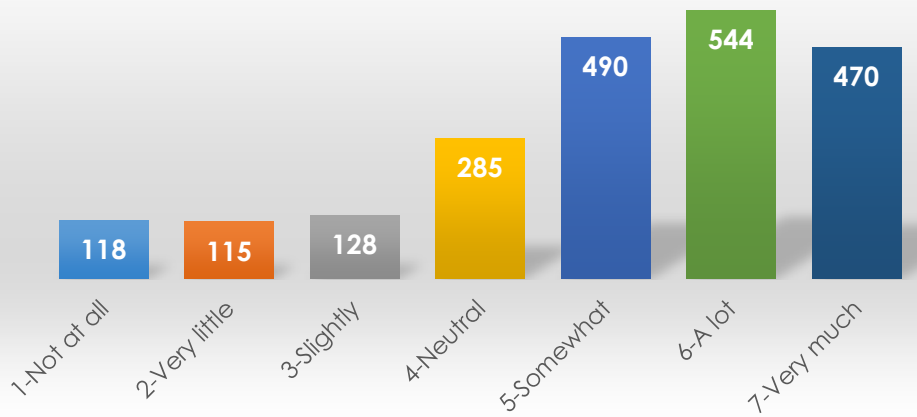
To what extent do you feel that your college experience has given you opportunities to get to know people from a variety of ethnic, religious, national, and/or gender communities?



To what extent do you feel that your college experience has given you opportunities to get to know people from a variety of ethnic, religious, national, and/or gender communities?

	Frequency	Percent
<b>1-Not at all</b>	107	5.0
<b>2-Very little</b>	98	4.6
<b>3-Slightly</b>	111	5.2
<b>4-Neutral</b>	307	14.3
<b>5-Somewhat</b>	450	20.9
<b>6-A lot</b>	513	23.9
<b>7-Very much</b>	564	26.2
<b>Total</b>	2150	100.0

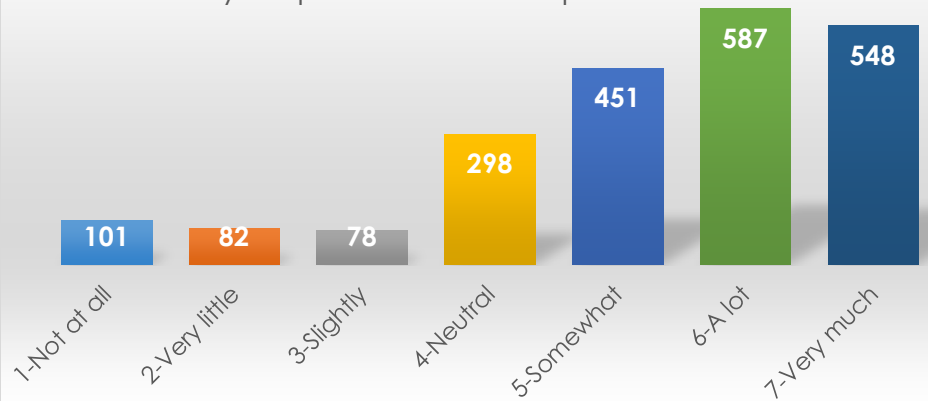
To what extent do you feel that you are part of an academic community that encourages thoughtful reflection and intellectual growth?



To what extent do you feel that you are part of an academic community that encourages thoughtful reflection and intellectual growth?

	Frequency	Percent
1-Not at all	118	5.5
2-Very little	115	5.3
3-Slightly	128	6.0
4-Neutral	285	13.3
5-Somewhat	490	22.8
6-A lot	544	25.3
7-Very much	470	21.9
<b>Total</b>	<b>2150</b>	<b>100.0</b>

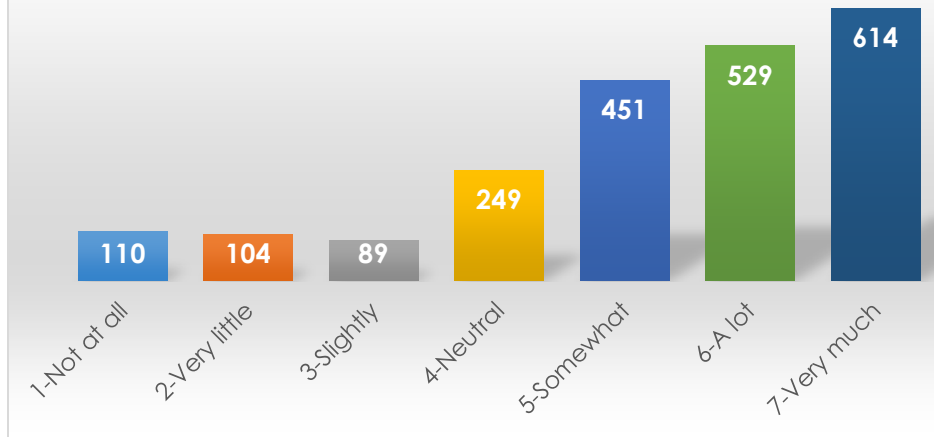
To what extent do you feel that your college experience has helped you see the value of including a variety of different kinds of people in your professional and personal life?



To what extent do you feel that your college experience has helped you see the value of including a variety of different kinds of people in your professional and personal life?

	Frequency	Percent
1-Not at all	101	4.7
2-Very little	82	3.8
3-Slightly	78	3.6
4-Neutral	298	13.9
5-Somewhat	451	21.0
6-A lot	587	27.4
7-Very much	548	25.2
<b>Total</b>	<b>2145</b>	<b>100.0</b>

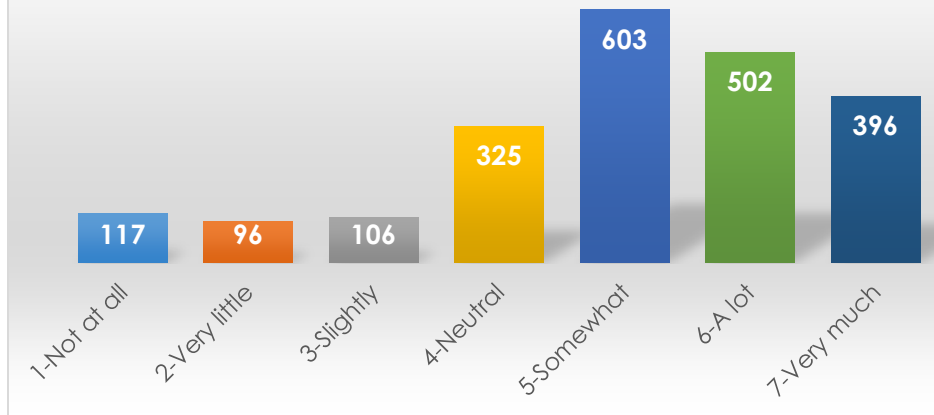
To what extent do you feel that college has changed your life in positive ways?



To what extent do you feel that college has changed your life in positive ways?

	Frequency	Percent
<b>1-Not at all</b>	110	5.1
<b>2-Very little</b>	104	4.8
<b>3-Slightly</b>	89	4.1
<b>4-Neutral</b>	249	11.6
<b>5-Somewhat</b>	451	21.0
<b>6-A lot</b>	529	24.7
<b>7-Very much</b>	614	28.6
<b>Total</b>	2146	100.0

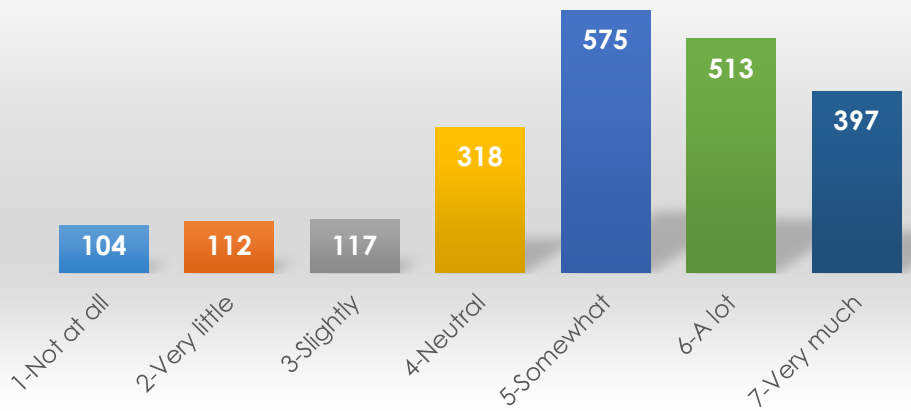
To what extent have your courses inspired you to make connections between ideas from different disciplines?



To what extent have your courses inspired you to make connections between ideas from different disciplines?

	Frequency	Percent
<b>1-Not at all</b>	117	5.5
<b>2-Very little</b>	96	4.5
<b>3-Slightly</b>	106	4.9
<b>4-Neutral</b>	325	15.2
<b>5-Somewhat</b>	603	28.1
<b>6-A lot</b>	502	23.4
<b>7-Very much</b>	396	18.5
<b>Total</b>	2145	100.0

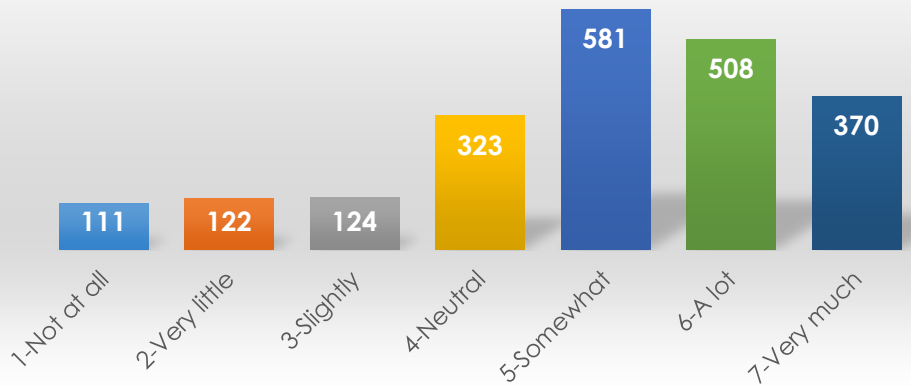
To what extent have your courses delved deeply into complex issues?



To what extent have your courses delved deeply into complex issues?

	Frequency	Percent
<b>1-Not at all</b>	104	4.9
<b>2-Very little</b>	112	5.2
<b>3-Slightly</b>	117	5.5
<b>4-Neutral</b>	318	14.9
<b>5-Somewhat</b>	575	26.9
<b>6-A lot</b>	513	24.0
<b>7-Very much</b>	397	18.6
<b>Total</b>	2136	100.0

To what extent have your courses addressed topics from multiple disciplinary perspectives?

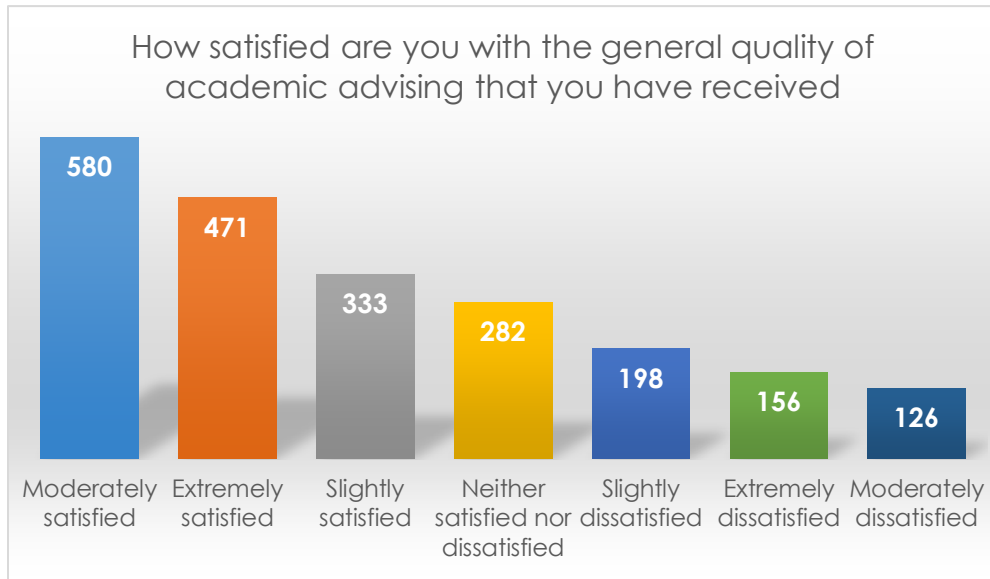


To what extent have your courses addressed topics from multiple disciplinary perspectives?

	Frequency	Percent
<b>1-Not at all</b>	111	5.2
<b>2-Very little</b>	122	5.7
<b>3-Slightly</b>	124	5.8
<b>4-Neutral</b>	323	15.1
<b>5-Somewhat</b>	581	27.2
<b>6-A lot</b>	508	23.7
<b>7-Very much</b>	370	17.3
<b>Total</b>	2139	100.0

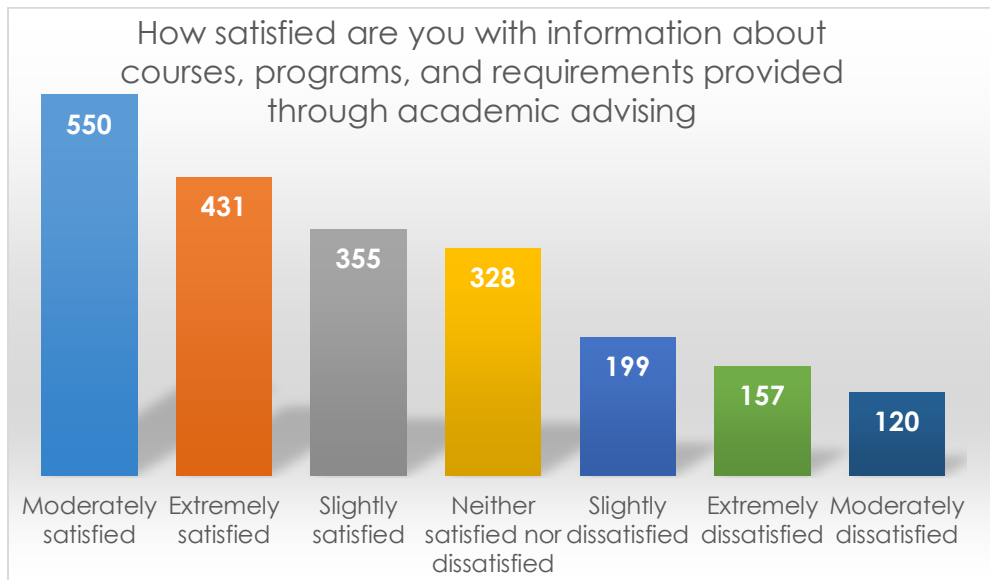


## Academic Advising



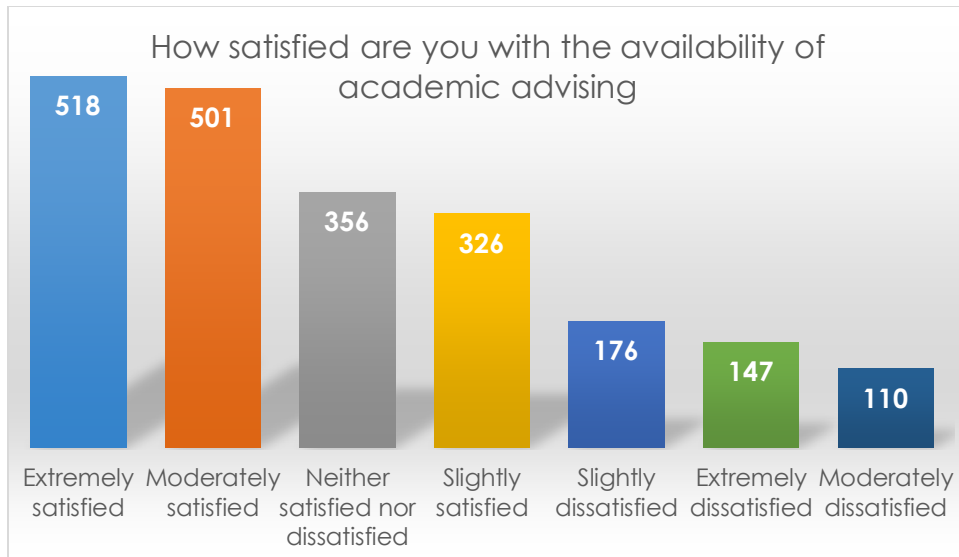
How satisfied are you with the general quality of academic advising that you have received

	Frequency	Percent
<b>Moderately satisfied</b>	580	27.0
<b>Extremely satisfied</b>	471	21.9
<b>Slightly satisfied</b>	333	15.5
<b>Neither satisfied nor dissatisfied</b>	282	13.1
<b>Slightly dissatisfied</b>	198	9.2
<b>Extremely dissatisfied</b>	156	7.3
<b>Moderately dissatisfied</b>	126	5.9
<b>Total</b>	2146	100.0



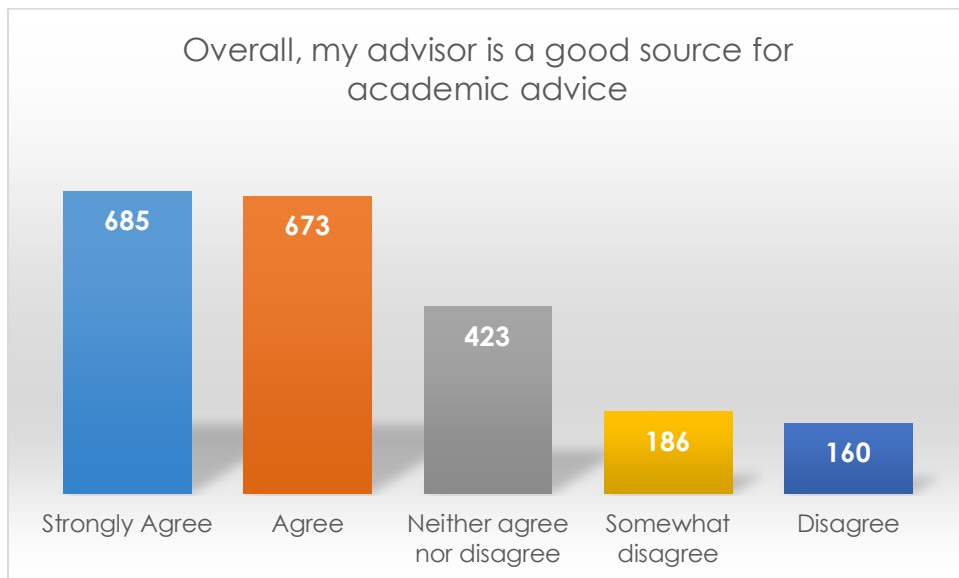
How satisfied are you with information about courses, programs, and requirements provided through academic advising

	Frequency	Percent
<b>Moderately satisfied</b>	550	25.7
<b>Extremely satisfied</b>	431	20.1
<b>Slightly satisfied</b>	355	16.6
<b>Neither satisfied nor dissatisfied</b>	328	15.3
<b>Slightly dissatisfied</b>	199	9.3
<b>Extremely dissatisfied</b>	157	7.3
<b>Moderately dissatisfied</b>	120	5.6
<b>Total</b>	2140	100.0



How satisfied are you with the availability of academic advising

	Frequency	Percent
<b>Extremely satisfied</b>	518	24.3
<b>Moderately satisfied</b>	501	23.5
<b>Neither satisfied nor dissatisfied</b>	356	16.7
<b>Slightly satisfied</b>	326	15.3
<b>Slightly dissatisfied</b>	176	8.2
<b>Extremely dissatisfied</b>	147	6.9
<b>Moderately dissatisfied</b>	110	5.2
<b>Total</b>	2134	100.0

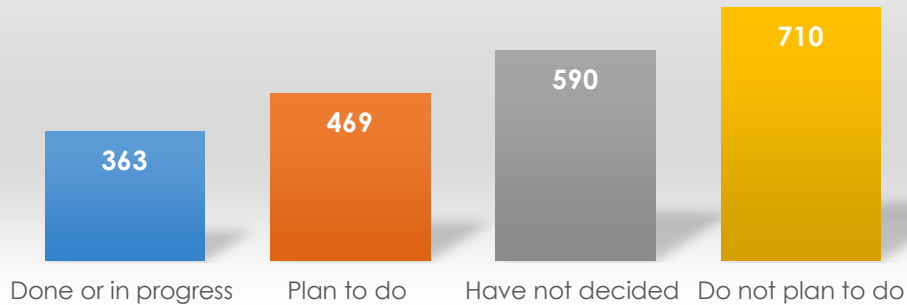


Overall, my advisor is a good source for academic advice

	Frequency	Percent
<b>Strongly Agree</b>	685	32.2
<b>Agree</b>	673	31.6
<b>Neither agree nor disagree</b>	423	19.9
<b>Somewhat disagree</b>	186	8.7
<b>Disagree</b>	160	7.5
<b>Total</b>	2127	100.0

## Curricular or Co-Curricular Activities

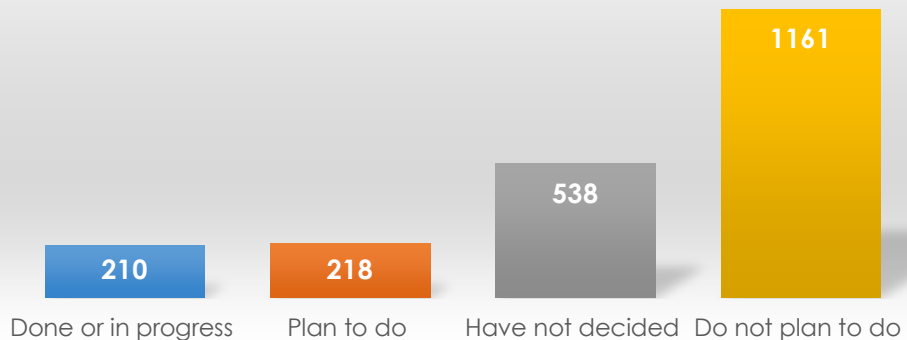
The next set of questions focuses on your participation in curricular or co-curricular activities. - Present the results of research, scholarly activities, or creative works at a formal conference or exhibition either on campus or elsewhere?



The next set of questions focuses on your participation in curricular or co-curricular activities. - Present the results of research, scholarly activities, or creative works at a formal conference or exhibition either on campus or elsewhere?

	Frequency	Percent
<b>Done or in progress</b>	363	17.0
<b>Plan to do</b>	469	22.0
<b>Have not decided</b>	590	27.7
<b>Do not plan to do</b>	710	33.3
<b>Total</b>	2132	100.0

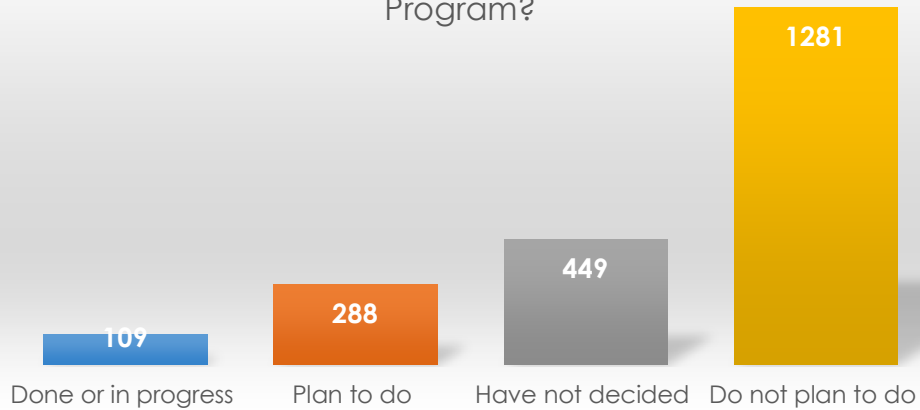
The next set of questions focuses on your participation in curricular or co-curricular activities. - Start or help launch a new organization or initiative either on or off campus?



The next set of questions focuses on your participation in curricular or co-curricular activities. - Start or help launch a new organization or initiative either on or off campus?

	Frequency	Percent
<b>Done or in progress</b>	210	9.9
<b>Plan to do</b>	218	10.2
<b>Have not decided</b>	538	25.3
<b>Do not plan to do</b>	1161	54.6
<b>Total</b>	2127	100.0

The next set of questions focuses on your participation in curricular or co-curricular activities. - Participate in a Study Abroad Program?



The next set of questions focuses on your participation in curricular or co-curricular activities. - Participate in a Study Abroad Program?

	Frequency	Percent
<b>Done or in progress</b>	109	5.1
<b>Plan to do</b>	288	13.5
<b>Have not decided</b>	449	21.1
<b>Do not plan to do</b>	1281	60.2
<b>Total</b>	2127	100.0

The next set of questions focuses on your participation in curricular or co-curricular activities. - Become an officer in a campus organization?

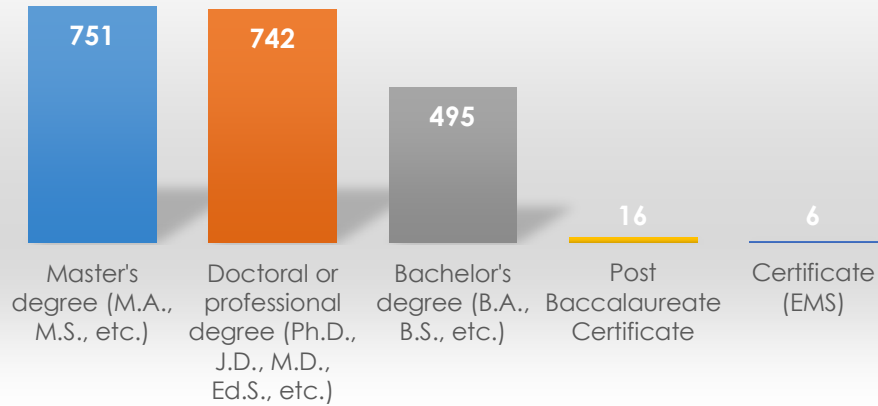


The next set of questions focuses on your participation in curricular or co-curricular activities. - Become an officer in a campus organization?

	Frequency	Percent
<b>Plan to do</b>	184	8.6
<b>Done or in progress</b>	351	16.5
<b>Have not decided</b>	417	19.6
<b>Do not plan to do</b>	1176	55.3
<b>Total</b>	2128	100.0

## Academic Goals

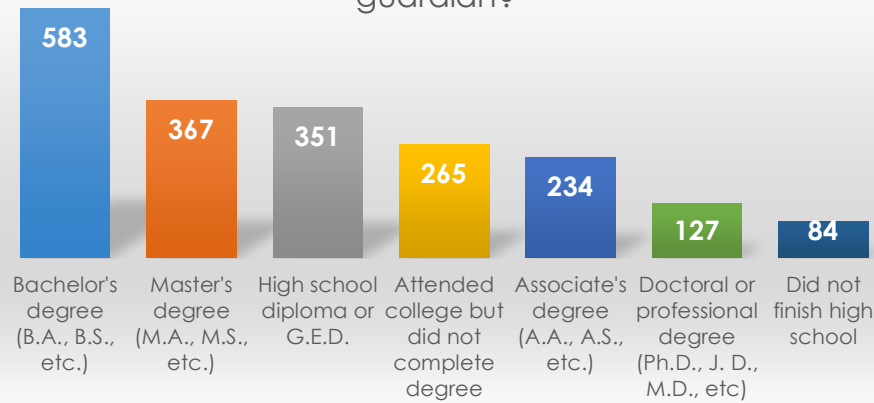
What is the highest level of education that you wish to acquire?



What is the highest level of education that you wish to acquire?

	Frequency	Percent
<b>Master's degree (M.A., M.S., etc.)</b>	751	37.4
<b>Doctoral or professional degree (Ph.D., J.D., M.D., Ed.S., etc.)</b>	742	36.9
<b>Bachelor's degree (B.A., B.S., etc.)</b>	495	24.6
<b>Post Baccalaureate Certificate</b>	16	0.8
<b>Certificate (EMS)</b>	6	0.3
<b>Total</b>	2010	100.0

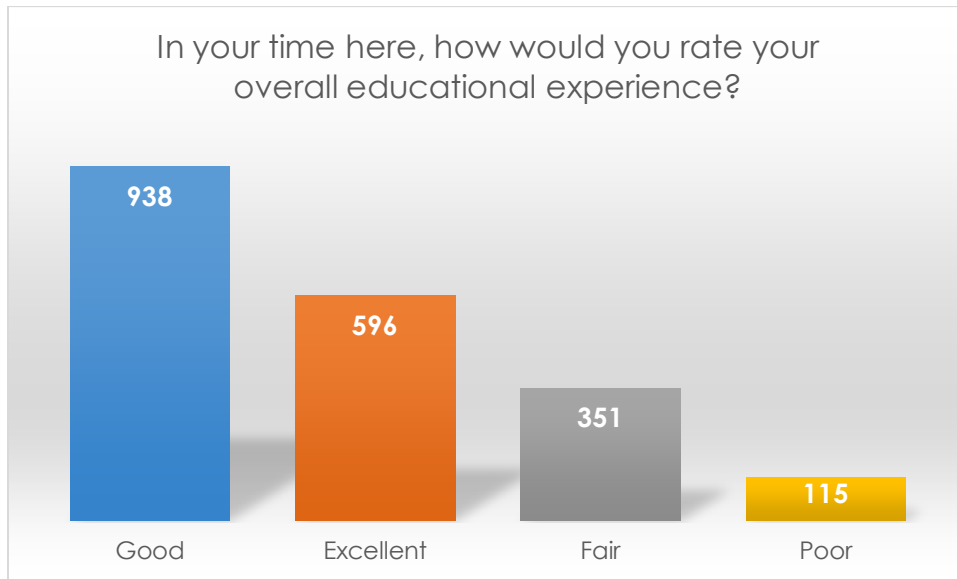
What is the highest level of education completed by either of your parents or guardian?



What is the highest level of education completed by either of your parents or guardian?

	Frequency	Percent
<b>Bachelor's degree (B.A., B.S., etc.)</b>	583	29.0
<b>Master's degree (M.A., M.S., etc.)</b>	367	18.2
<b>High school diploma or G.E.D.</b>	351	17.5
<b>Attended college but did not complete degree</b>	265	13.2
<b>Associate's degree (A.A., A.S., etc.)</b>	234	11.6
<b>Doctoral or professional degree (Ph.D., J. D., M.D., etc)</b>	127	6.3
<b>Did not finish high school</b>	84	4.2
<b>Total</b>	2011	100.0

## Overall Experience

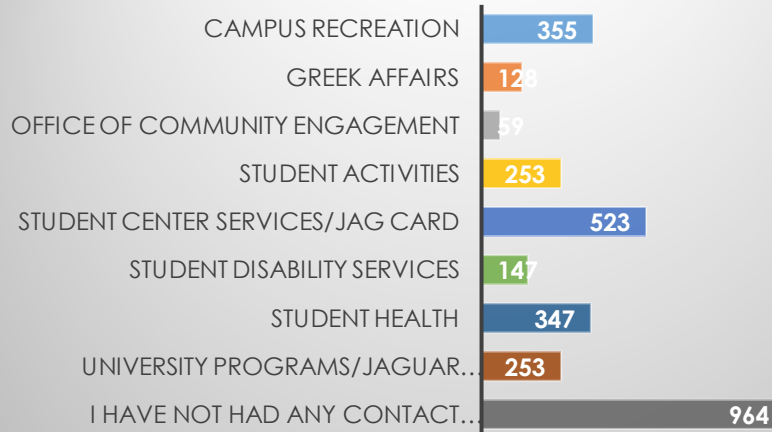


In your time here, how would you rate your overall educational experience?

	Frequency	Percent
Excellent	596	29.8
Good	938	46.9
Fair	351	17.6
Poor	115	5.8
Total	2000	100.0

## Student Services and Support

Have you interacted with any of the following during the past year?

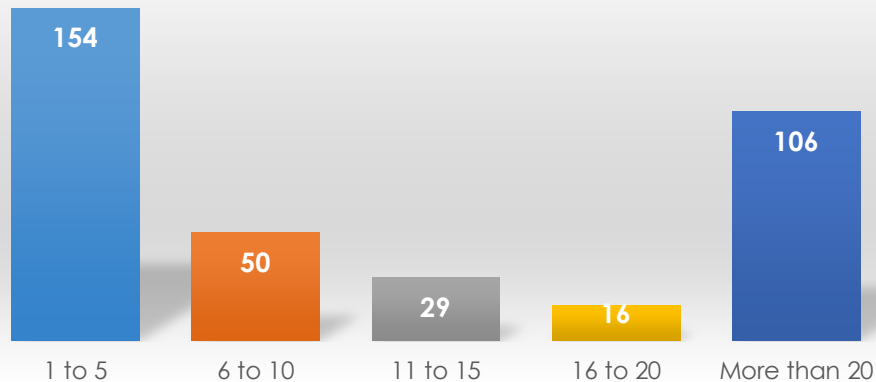


Have you interacted with any of the following during the past year?

	Frequency	Percent
<b>Campus Recreation</b>	355	11.7
<b>Greek Affairs</b>	128	4.2
<b>Office of Community Engagement</b>	59	1.9
<b>Student Activities</b>	253	8.4
<b>Student Center Services/Jag Card</b>	523	17.3
<b>Student Disability Services</b>	147	4.9
<b>Student Health</b>	347	11.5
<b>University Programs/Jaguar Productions</b>	253	8.4
<b>I have not had any contact with these offices</b>	964	31.8
<b>Total</b>	3029	100

### Campus Recreation

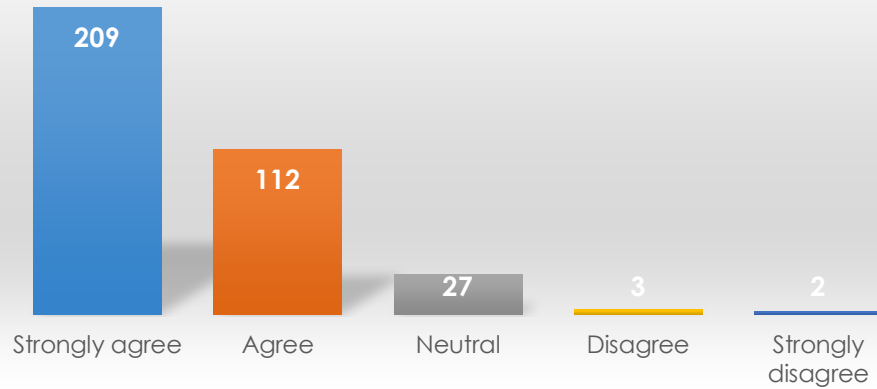
In the past year, about how many times have you had contact with Campus Recreation?



In the past year, about how many times have you had contact with Campus Recreation?

	Frequency	Percent
<b>1 to 5</b>	154	43.4
<b>6 to 10</b>	50	14.1
<b>11 to 15</b>	29	8.2
<b>16 to 20</b>	16	4.5
<b>More than 20</b>	106	29.9
<b>Total</b>	355	100.0

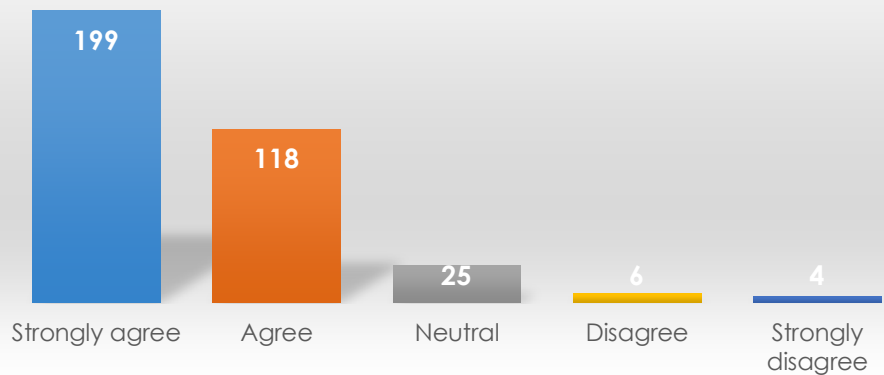
To what extent do you agree with the following statements about your experience with Campus Recreation: - I was greeted promptly



To what extent do you agree with the following statements about your experience with Campus Recreation: - I was greeted promptly

	Frequency	Percent
<b>Strongly agree</b>	209	59.2
<b>Agree</b>	112	31.7
<b>Neutral</b>	27	7.6
<b>Disagree</b>	3	0.8
<b>Strongly disagree</b>	2	0.6
<b>Total</b>	353	100.0

To what extent do you agree with the following statements about your experience with Campus Recreation: - I felt welcomed

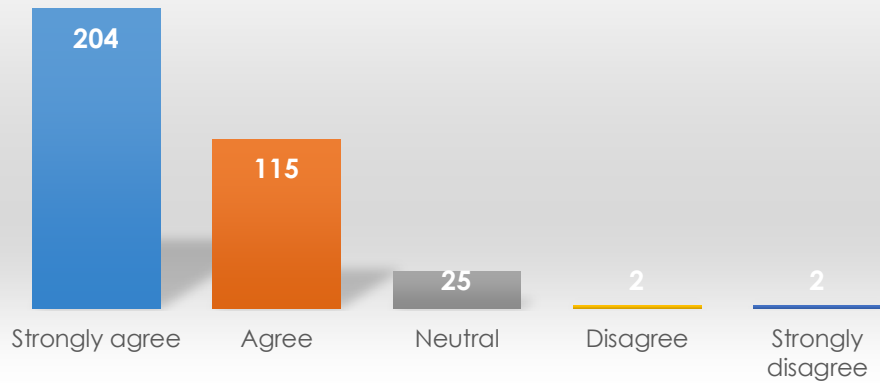


To what extent do you agree with the following statements about your experience with Campus Recreation: - I felt welcomed

	Frequency	Percent
<b>Strongly agree</b>	199	56.5
<b>Agree</b>	118	33.5
<b>Neutral</b>	25	7.1
<b>Disagree</b>	6	1.7
<b>Strongly disagree</b>	4	1.1
<b>Total</b>	352	100.0



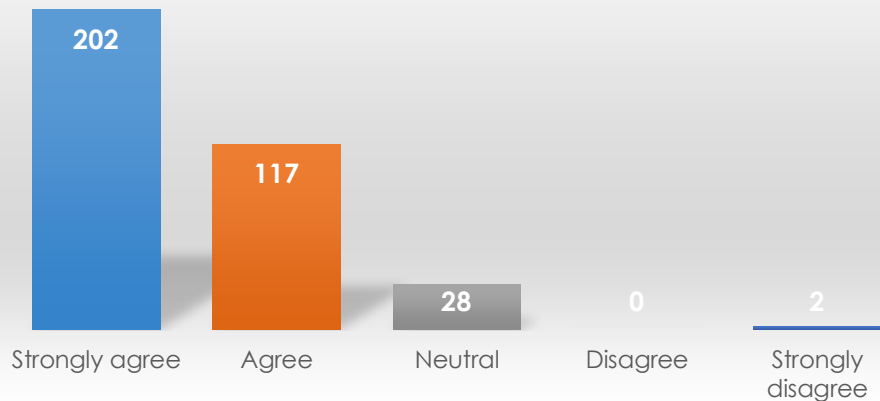
To what extent do you agree with the following statements about your experience with Campus Recreation: - I was treated with respect



To what extent do you agree with the following statements about your experience with Campus Recreation: - I was treated with respect

	Frequency	Percent
<b>Strongly agree</b>	204	58.6
<b>Agree</b>	115	33.0
<b>Neutral</b>	25	7.2
<b>Disagree</b>	2	0.6
<b>Strongly disagree</b>	2	0.6
<b>Total</b>	348	100.0

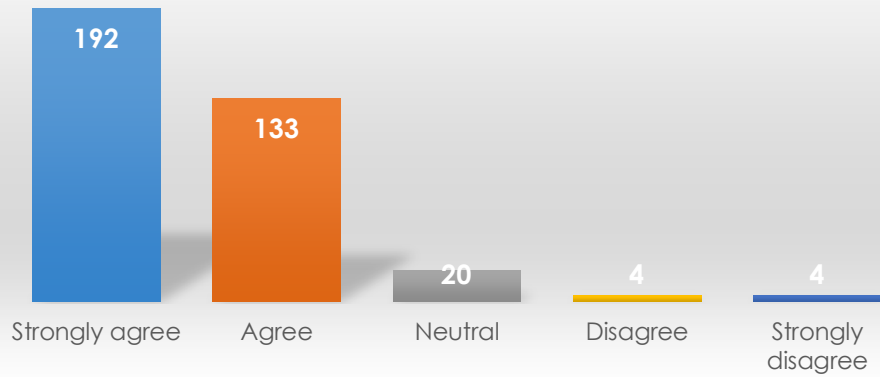
To what extent do you agree with the following statements about your experience with Campus Recreation: - I was satisfied with the outcome of the interaction



To what extent do you agree with the following statements about your experience with Campus Recreation: - I was satisfied with the outcome of the interaction

	Frequency	Percent
<b>Strongly agree</b>	202	57.9
<b>Agree</b>	117	33.5
<b>Neutral</b>	28	8.0
<b>Disagree</b>	0	0.0
<b>Strongly disagree</b>	2	0.6
<b>Total</b>	349	100.0

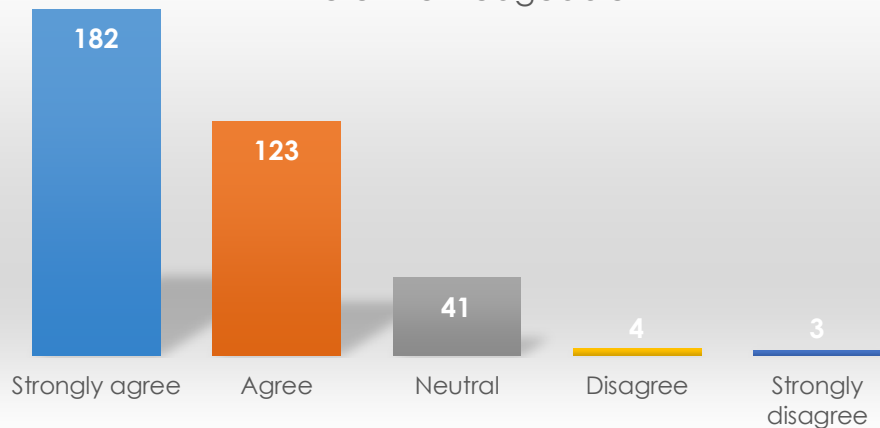
To what extent do you agree with the following statements about Campus Recreation: - Staff were professional



To what extent do you agree with the following statements about Campus Recreation: - Staff were professional

	Frequency	Percent
<b>Strongly agree</b>	192	54.4
<b>Agree</b>	133	37.7
<b>Neutral</b>	20	5.7
<b>Disagree</b>	4	1.1
<b>Strongly disagree</b>	4	1.1
<b>Total</b>	353	100

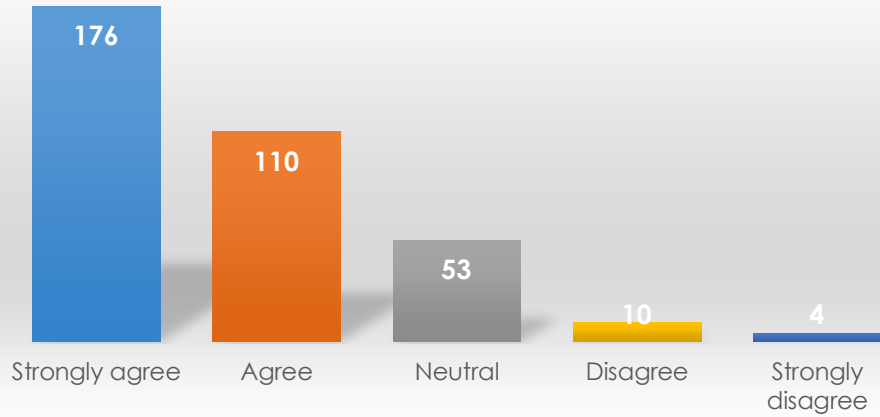
To what extent do you agree with the following statements about Campus Recreation: - Staff were knowledgeable



To what extent do you agree with the following statements about Campus Recreation: - Staff were knowledgeable

	Frequency	Percent
<b>Strongly agree</b>	182	51.6
<b>Agree</b>	123	34.8
<b>Neutral</b>	41	11.6
<b>Disagree</b>	4	1.1
<b>Strongly disagree</b>	3	0.8
<b>Total</b>	353	100

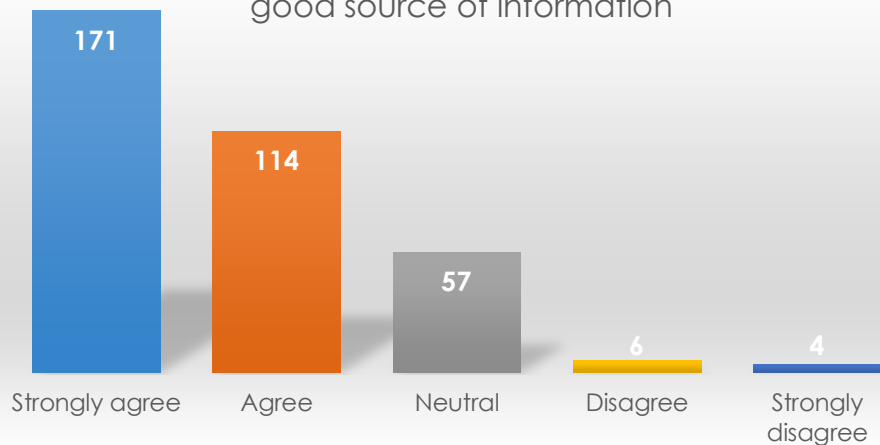
To what extent do you agree with the following statements about Campus Recreation: - Cares about my experience at USA



To what extent do you agree with the following statements about Campus Recreation: - Cares about my experience at USA

	Frequency	Percent
<b>Strongly agree</b>	176	49.9
<b>Agree</b>	110	31.2
<b>Neutral</b>	53	15.0
<b>Disagree</b>	10	2.8
<b>Strongly disagree</b>	4	1.1
<b>Total</b>	353	100

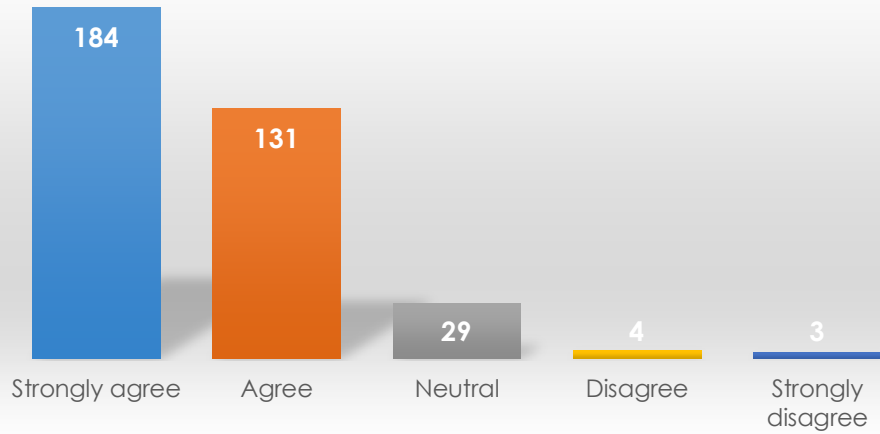
To what extent do you agree with the following statements about Campus Recreation: - Is a good source of information



To what extent do you agree with the following statements about Campus Recreation: - Is a good source of information

	Frequency	Percent
<b>Strongly agree</b>	171	48.6
<b>Agree</b>	114	32.4
<b>Neutral</b>	57	16.2
<b>Disagree</b>	6	1.7
<b>Strongly disagree</b>	4	1.1
<b>Total</b>	352	100

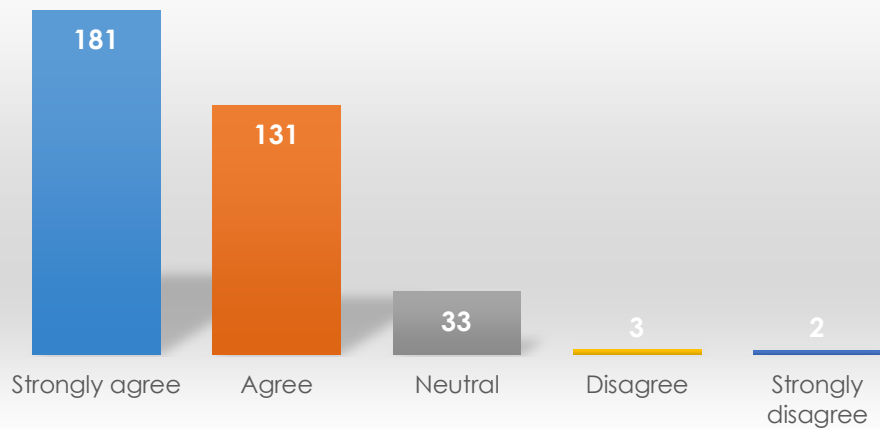
Do you feel that Campus Recreation meets to your needs... - timely



Do you feel that Campus Recreation meets to your needs... - timely

	Frequency	Percent
<b>Strongly agree</b>	184	52.4
<b>Agree</b>	131	37.3
<b>Neutral</b>	29	8.3
<b>Disagree</b>	4	1.1
<b>Strongly disagree</b>	3	0.9
<b>Total</b>	351	100

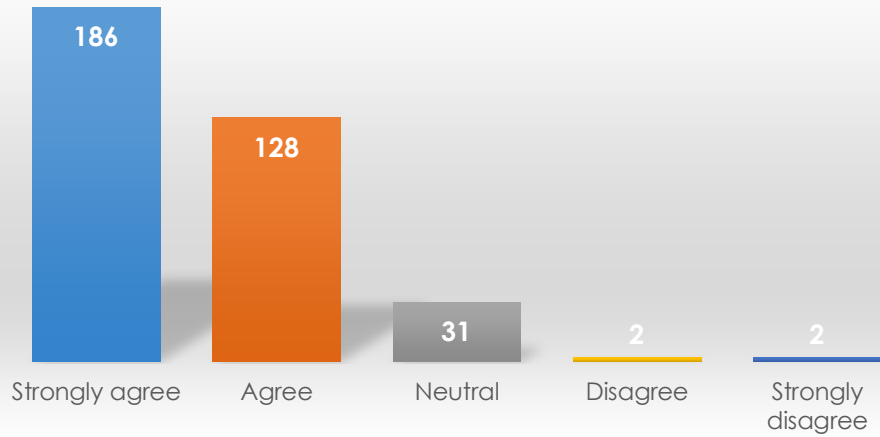
Do you feel that Campus Recreation meets to your needs... - professionally



Do you feel that Campus Recreation meets to your needs... - professionally

	Frequency	Percent
<b>Strongly agree</b>	181	51.7
<b>Agree</b>	131	37.4
<b>Neutral</b>	33	9.4
<b>Disagree</b>	3	0.9
<b>Strongly disagree</b>	2	0.6
<b>Total</b>	350	100

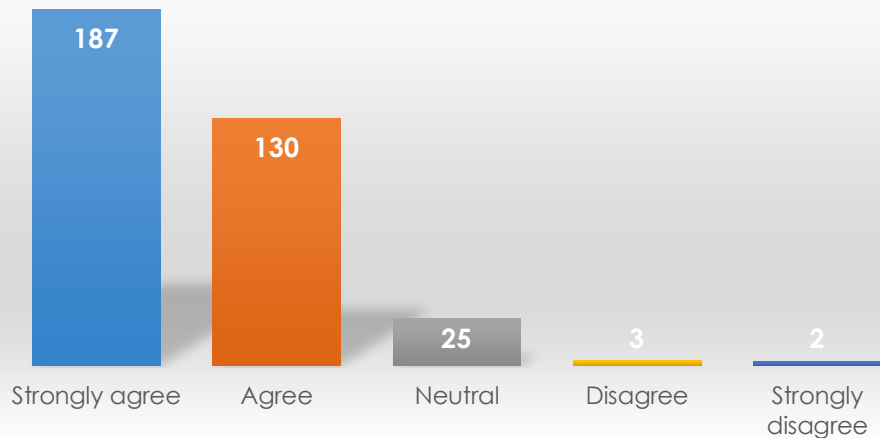
Do you feel that Campus Recreation meets to your needs... - effectively



Do you feel that Campus Recreation meets to your needs... - effectively

	Frequency	Percent
<b>Strongly agree</b>	186	53.3
<b>Agree</b>	128	36.7
<b>Neutral</b>	31	8.9
<b>Disagree</b>	2	0.6
<b>Strongly disagree</b>	2	0.6
<b>Total</b>	349	100

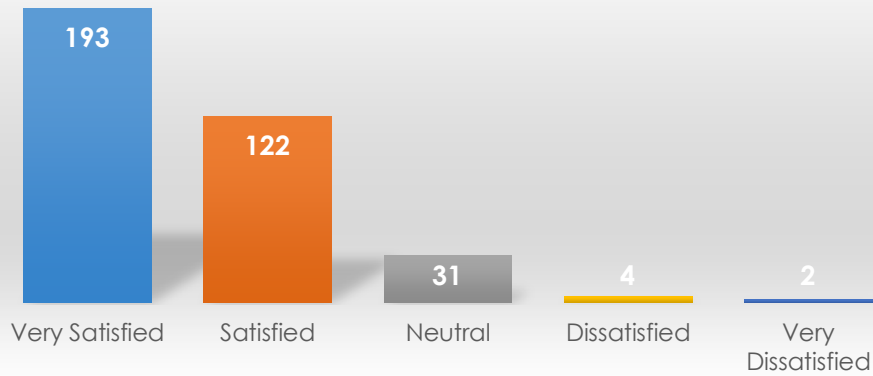
Do you feel that Campus Recreation meets to your needs... - satisfactorily



Do you feel that Campus Recreation meets to your needs... - satisfactorily

	Frequency	Percent
<b>Strongly agree</b>	187	53.9
<b>Agree</b>	130	37.5
<b>Neutral</b>	25	7.2
<b>Disagree</b>	3	0.9
<b>Strongly disagree</b>	2	0.6
<b>Total</b>	347	100

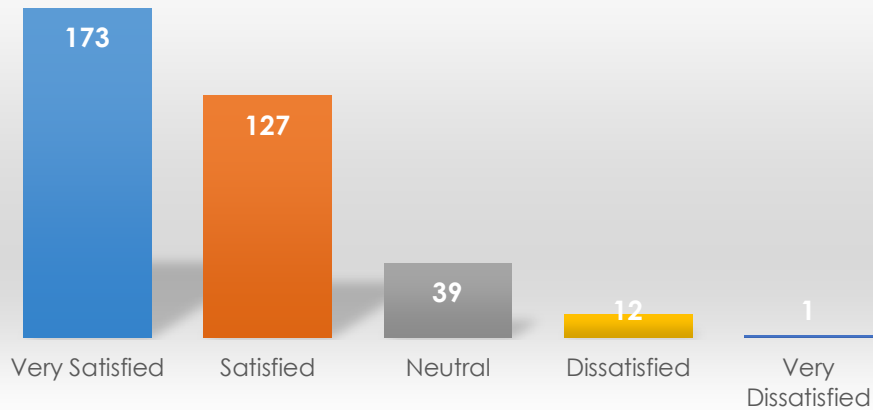
How satisfied are you with the following items related to Campus Recreation: - Accessibility



How satisfied are you with the following items related to Campus Recreation: - Accessibility

	Frequency	Percent
<b>Very Satisfied</b>	193	54.9
<b>Satisfied</b>	122	34.7
<b>Neutral</b>	31	8.8
<b>Dissatisfied</b>	4	1.1
<b>Very Dissatisfied</b>	2	0.6
<b>Total</b>	352	100

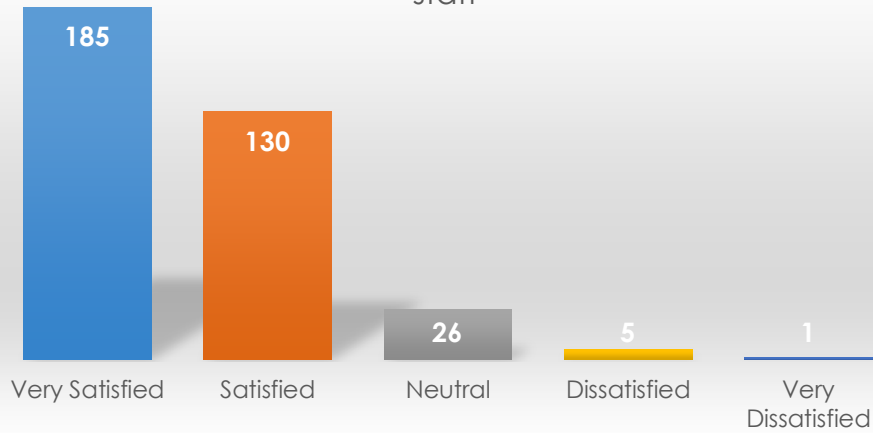
How satisfied are you with the following items related to Campus Recreation: - Hours of operation



How satisfied are you with the following items related to Campus Recreation: - Hours of operation

	Frequency	Percent
<b>Very Satisfied</b>	173	49.1
<b>Satisfied</b>	127	36.1
<b>Neutral</b>	39	11.1
<b>Dissatisfied</b>	12	3.4
<b>Very Dissatisfied</b>	1	0.3
<b>Total</b>	352	100

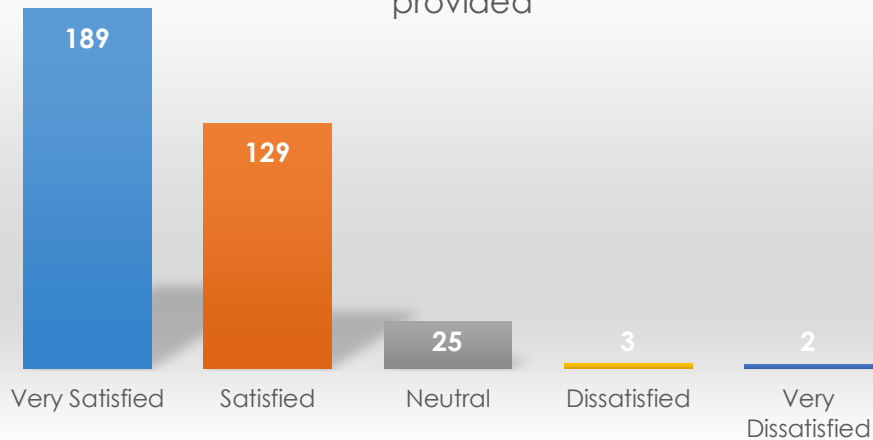
How satisfied are you with the following items related to Campus Recreation: - Availability of staff



How satisfied are you with the following items related to Campus Recreation: - Availability of staff

	Frequency	Percent
<b>Very Satisfied</b>	185	53.3
<b>Satisfied</b>	130	37.5
<b>Neutral</b>	26	7.5
<b>Dissatisfied</b>	5	1.4
<b>Very Dissatisfied</b>	1	0.3
<b>Total</b>	347	100

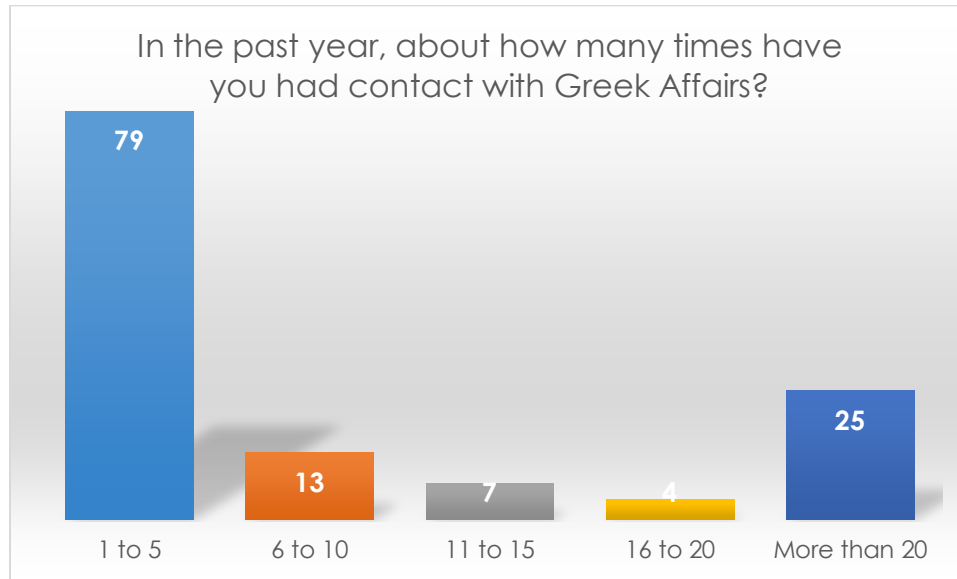
How satisfied are you with the following items related to Campus Recreation: - Overall services provided



How satisfied are you with the following items related to Campus Recreation: - Overall services provided

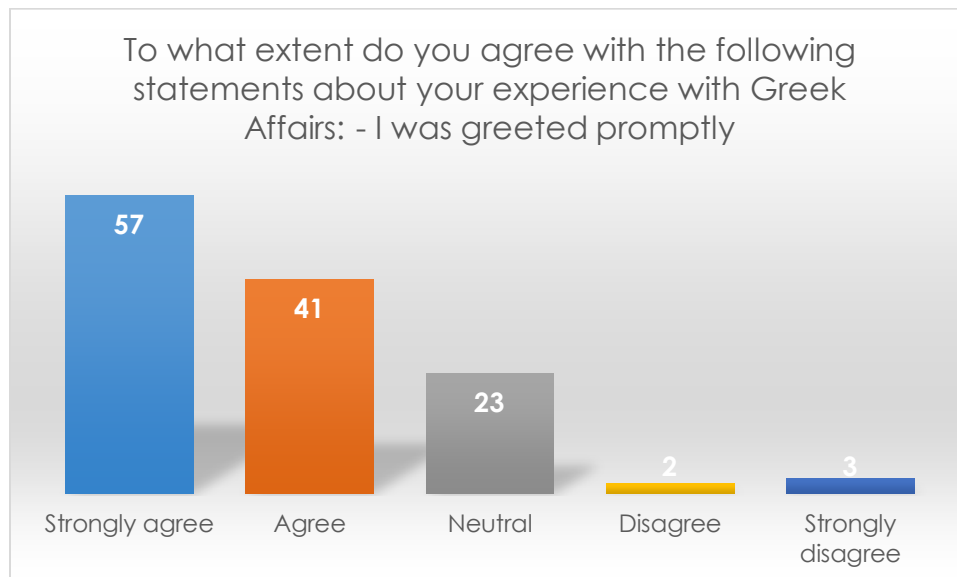
	Frequency	Percent
<b>Very Satisfied</b>	189	54.3
<b>Satisfied</b>	129	37.1
<b>Neutral</b>	25	7.2
<b>Dissatisfied</b>	3	0.9
<b>Very Dissatisfied</b>	2	0.6
<b>Total</b>	348	100

## Greek Affairs



In the past year, about how many times have you had contact with Greek Affairs?

	Frequency	Percent
<b>0</b>	79	61.7
<b>1 to 10</b>	13	10.2
<b>11 to 20</b>	7	5.5
<b>21 to 30</b>	4	3.1
<b>More than 30 hours</b>	25	19.5
<b>Total</b>	<b>128</b>	<b>100.0</b>

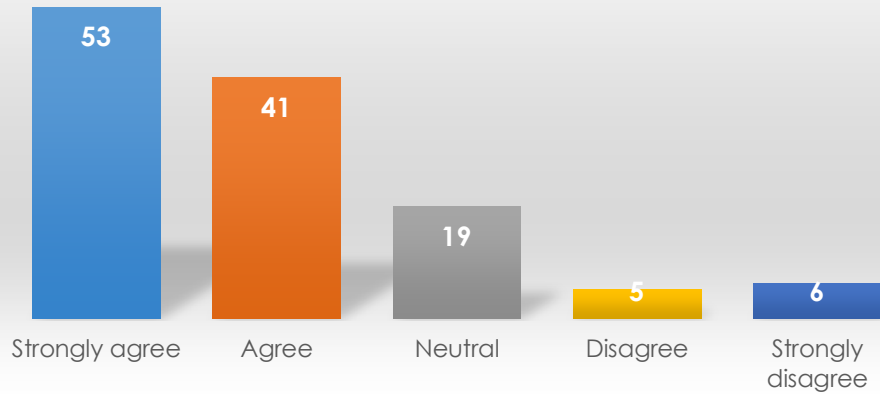


To what extent do you agree with the following statements about your experience with Greek Affairs: - I was greeted promptly

	Frequency	Percent
<b>Strongly agree</b>	57	45.2
<b>Agree</b>	41	32.5
<b>Neutral</b>	23	18.3
<b>Disagree</b>	2	1.6
<b>Strongly disagree</b>	3	2.4
<b>Total</b>	<b>126</b>	<b>100.0</b>



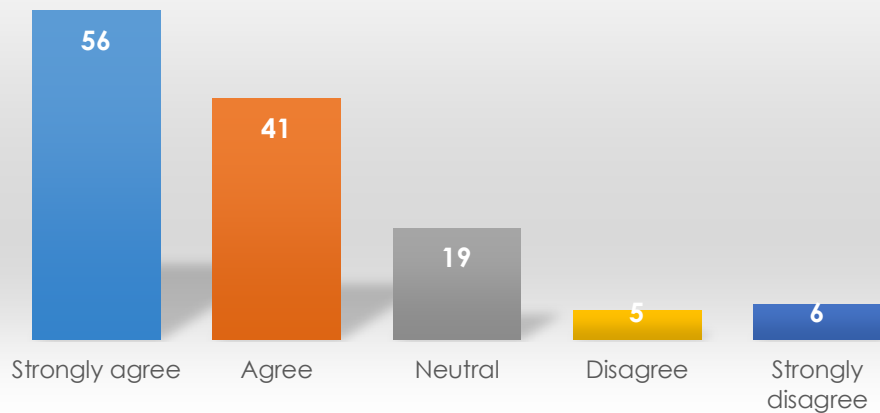
To what extent do you agree with the following statements about your experience with Greek Affairs: - I felt welcomed



To what extent do you agree with the following statements about your experience with Greek Affairs: - I felt welcomed

	Frequency	Percent
<b>Strongly agree</b>	53	42.7
<b>Agree</b>	41	33.1
<b>Neutral</b>	19	15.3
<b>Disagree</b>	5	4.0
<b>Strongly disagree</b>	6	4.8
<b>Total</b>	124	100.0

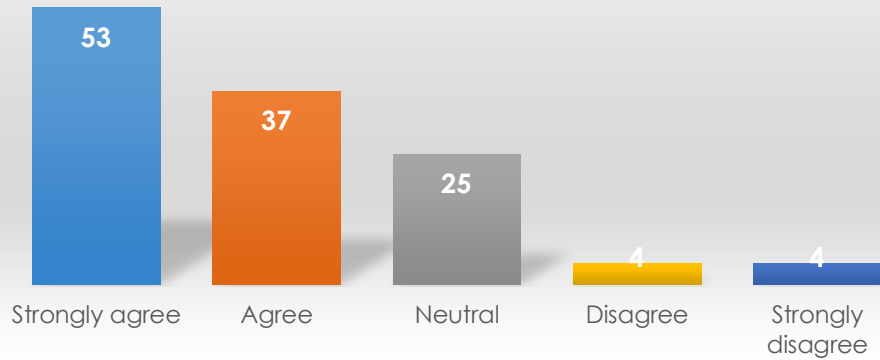
To what extent do you agree with the following statements about your experience with Greek Affairs: - I was treated with respect



To what extent do you agree with the following statements about your experience with Greek Affairs: - I was treated with respect

	Frequency	Percent
<b>Strongly agree</b>	56	44.1
<b>Agree</b>	41	32.3
<b>Neutral</b>	19	15.0
<b>Disagree</b>	5	3.9
<b>Strongly disagree</b>	6	4.7
<b>Total</b>	127	100.0

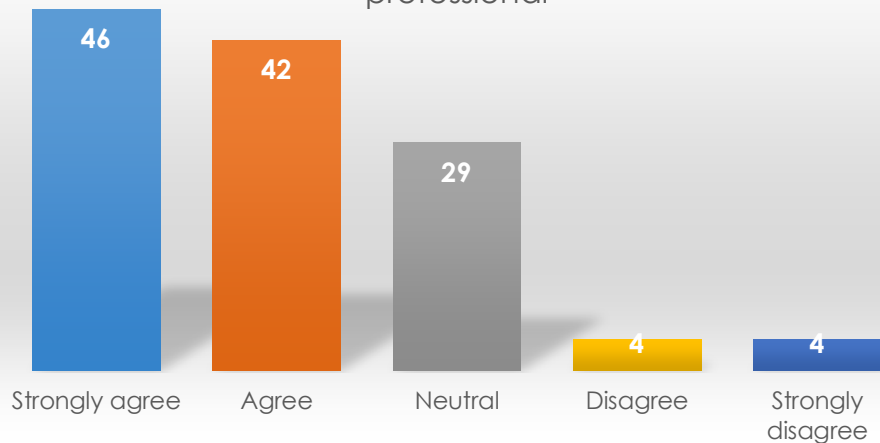
To what extent do you agree with the following statements about your experience with Greek Affairs: - I was satisfied with the outcome of the interaction



To what extent do you agree with the following statements about your experience with Greek Affairs:  
- I was satisfied with the outcome of the interaction

	Frequency	Percent
<b>Strongly agree</b>	53	43.1
<b>Agree</b>	37	30.1
<b>Neutral</b>	25	20.3
<b>Disagree</b>	4	3.3
<b>Strongly disagree</b>	4	3.3
<b>Total</b>	123	100.0

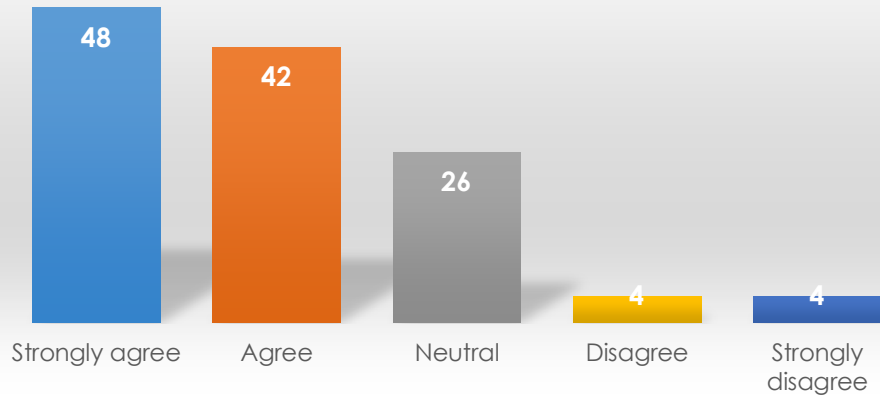
To what extent do you agree with the following statements about Greek Affairs: - Staff were professional



To what extent do you agree with the following statements about Greek Affairs: - Staff were professional

	Frequency	Percent
<b>Strongly Agree</b>	46	36.8
<b>Agree</b>	42	33.6
<b>Neutral</b>	29	23.2
<b>Somewhat disagree</b>	4	3.2
<b>Disagree</b>	4	3.2
<b>Total</b>	125	100

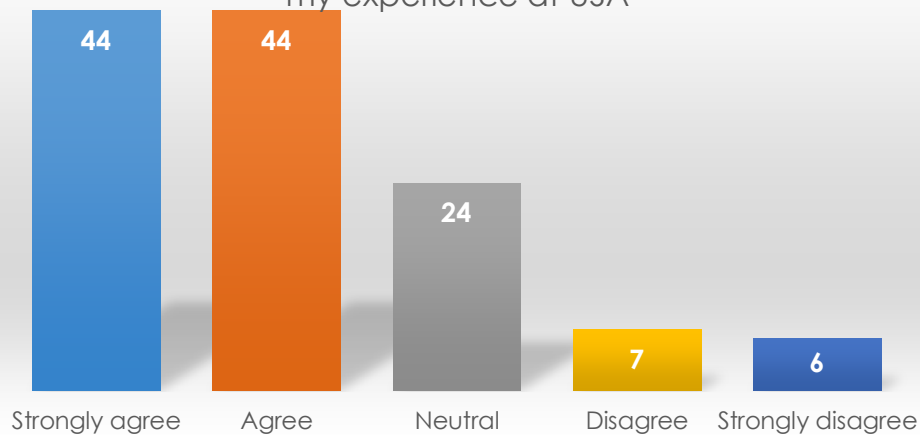
To what extent do you agree with the following statements about Greek Affairs: - Staff were knowledgeable



To what extent do you agree with the following statements about Greek Affairs: - Staff were knowledgeable

	Frequency	Percent
<b>Strongly Agree</b>	48	38.7
<b>Agree</b>	42	33.9
<b>Neutral</b>	26	21.0
<b>Somewhat disagree</b>	4	3.2
<b>Disagree</b>	4	3.2
<b>Total</b>	124	100

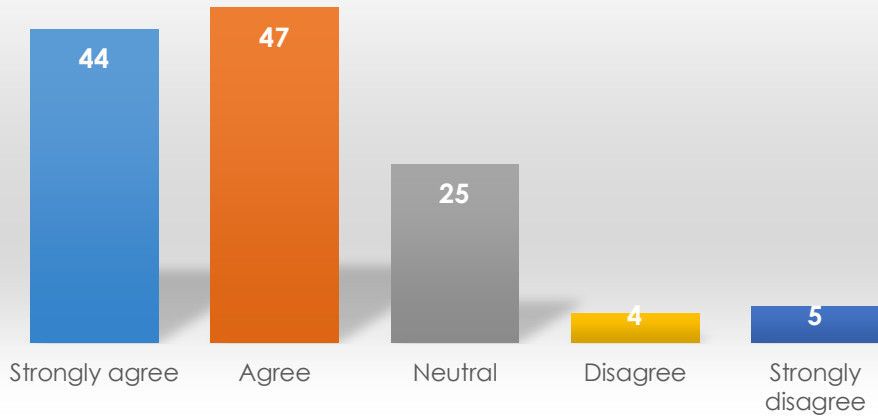
To what extent do you agree with the following statements about Greek Affairs: - Cares about my experience at USA



To what extent do you agree with the following statements about Greek Affairs: - Cares about my experience at USA

	Frequency	Percent
<b>Strongly Agree</b>	44	34.6
<b>Agree</b>	44	34.6
<b>Neutral</b>	24	20.5
<b>Somewhat disagree</b>	7	5.5
<b>Disagree</b>	6	4.7
<b>Total</b>	125	100

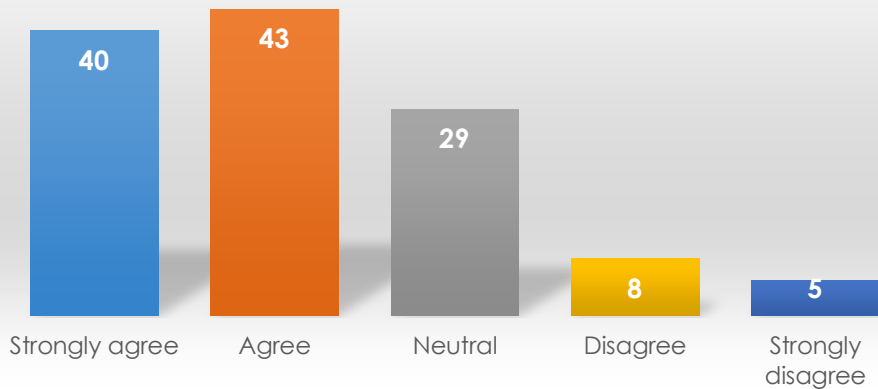
To what extent do you agree with the following statements about Greek Affairs: - Is a good source of information



To what extent do you agree with the following statements about Greek Affairs: - Is a good source of information

	Frequency	Percent
<b>Strongly Agree</b>	44	35.2
<b>Agree</b>	47	37.6
<b>Neutral</b>	25	20.0
<b>Somewhat disagree</b>	4	3.2
<b>Disagree</b>	5	4.0
<b>Total</b>	125	100

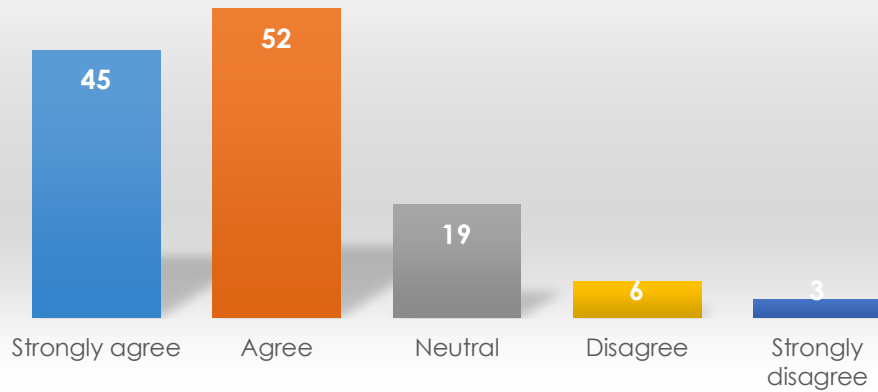
Do you feel that Greek Affairs meets to your needs... - timely



Do you feel that Greek Affairs meets to your needs... - timely

	Frequency	Percent
<b>Strongly Agree</b>	40	32.0
<b>Agree</b>	43	34.4
<b>Neutral</b>	29	23.2
<b>Somewhat disagree</b>	8	6.4
<b>Disagree</b>	5	4.0
<b>Total</b>	125	100

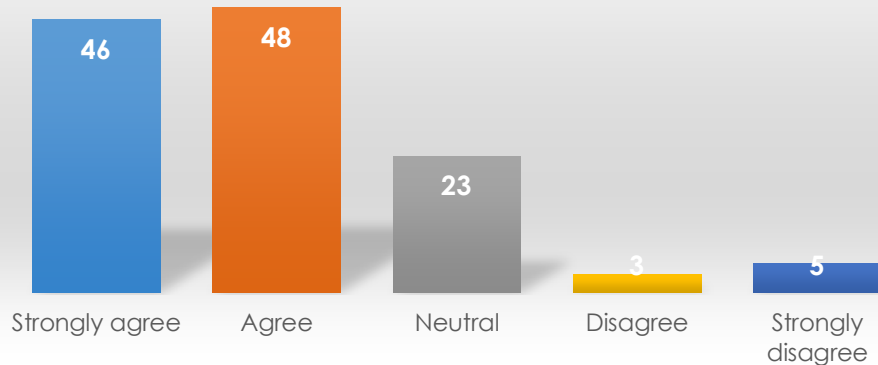
Do you feel that Greek Affairs meets to your needs... - professionally



Do you feel that Greek Affairs meets to your needs... - professionally

	Frequency	Percent
<b>Strongly Agree</b>	45	36.0
<b>Agree</b>	52	41.6
<b>Neutral</b>	19	15.2
<b>Somewhat disagree</b>	6	4.8
<b>Disagree</b>	3	2.4
<b>Total</b>	<b>125</b>	<b>100</b>

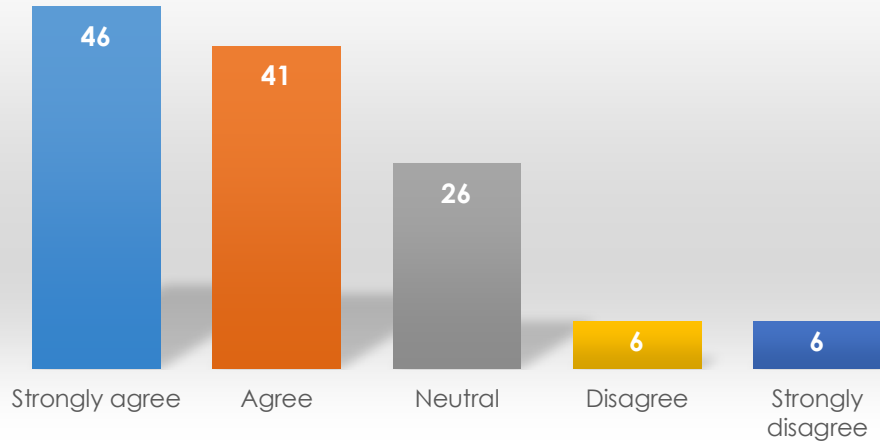
Do you feel that Greek Affairs meets to your needs... - effectively



Do you feel that Greek Affairs meets to your needs... - effectively

	Frequency	Percent
<b>Strongly Agree</b>	46	36.8
<b>Agree</b>	48	38.4
<b>Neutral</b>	23	18.4
<b>Somewhat disagree</b>	3	2.4
<b>Disagree</b>	5	4.0
<b>Total</b>	<b>125</b>	<b>100</b>

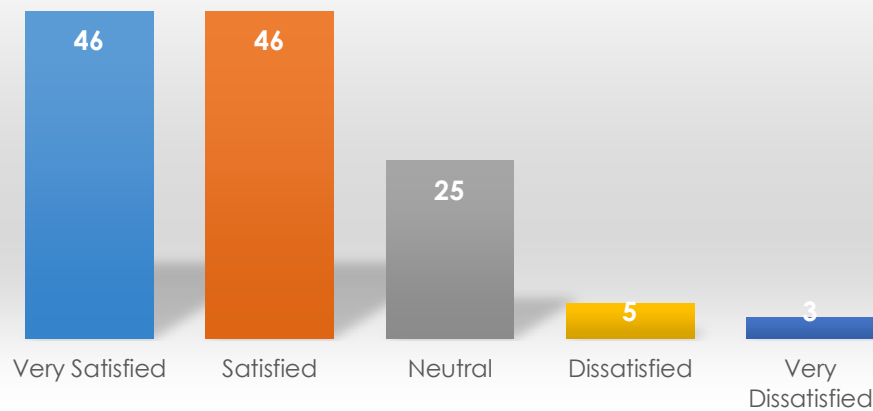
Do you feel that Greek Affairs meets to your needs... - satisfactorily



Do you feel that Greek Affairs meets to your needs... - satisfactorily

	Frequency	Percent
<b>Strongly Agree</b>	46	36.8
<b>Agree</b>	41	32.8
<b>Neutral</b>	26	20.8
<b>Somewhat disagree</b>	6	4.8
<b>Disagree</b>	6	4.8
<b>Total</b>	125	100

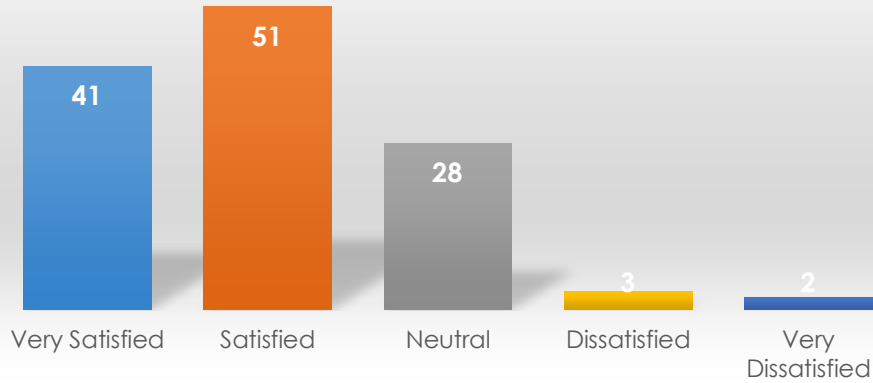
How satisfied are you with the following items related to Greek Affairs: - Accessibility



How satisfied are you with the following items related to Greek Affairs: - Accessibility

	Frequency	Percent
<b>Very Satisfied</b>	46	36.8
<b>Satisfied</b>	46	36.8
<b>Neutral</b>	25	20.0
<b>Dissatisfied</b>	5	4.0
<b>Very Dissatisfied</b>	3	2.4
<b>Total</b>	125	100

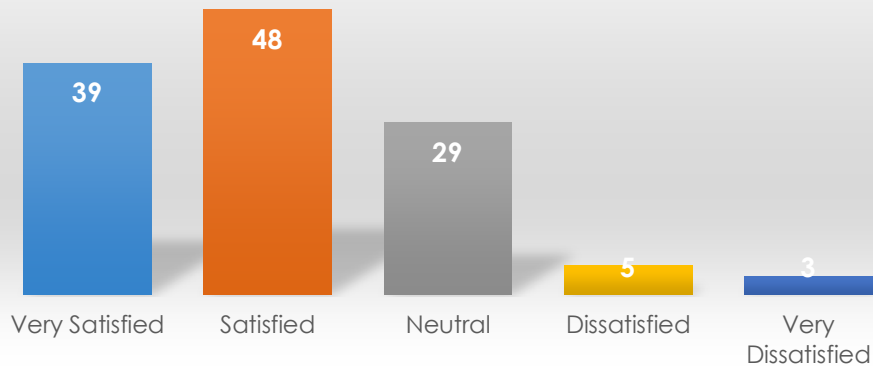
How satisfied are you with the following items related to Greek Affairs: - Hours of operation



How satisfied are you with the following items related to Greek Affairs: - Hours of operation

	Frequency	Percent
<b>Very Satisfied</b>	41	32.8
<b>Satisfied</b>	51	40.8
<b>Neutral</b>	28	22.4
<b>Dissatisfied</b>	3	2.4
<b>Very Dissatisfied</b>	2	1.6
<b>Total</b>	125	100

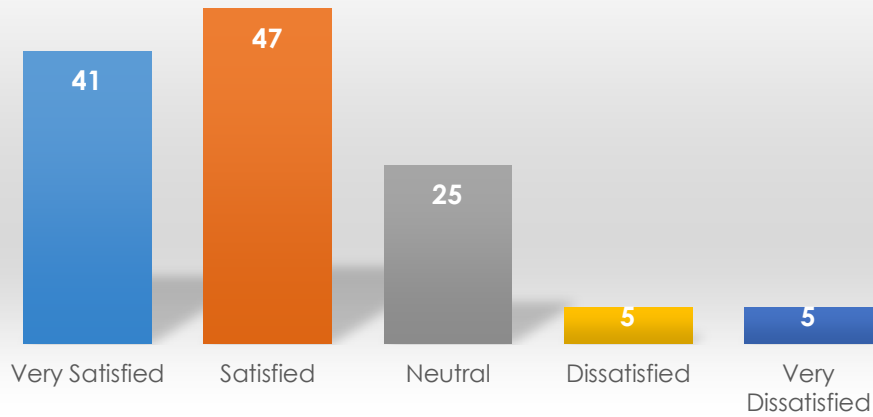
How satisfied are you with the following items related to Greek Affairs: - Availability of staff



How satisfied are you with the following items related to Greek Affairs: - Availability of staff

	Frequency	Percent
<b>Very Satisfied</b>	39	31.5
<b>Satisfied</b>	48	38.7
<b>Neutral</b>	29	23.4
<b>Dissatisfied</b>	5	4.0
<b>Very Dissatisfied</b>	3	2.4
<b>Total</b>	124	100

How satisfied are you with the following items related to Greek Affairs: - Overall services provided



How satisfied are you with the following items related to Greek Affairs: - Overall services provided

	Frequency	Percent
<b>Strongly Agree</b>	41	33.3
<b>Agree</b>	47	38.2
<b>Neutral</b>	25	20.3
<b>Somewhat disagree</b>	5	4.1
<b>Disagree</b>	5	4.1
<b>Total</b>	123	100

### Office of Community Engagement

In the past year, about how many times have you had contact with the Office of Community Engagement?

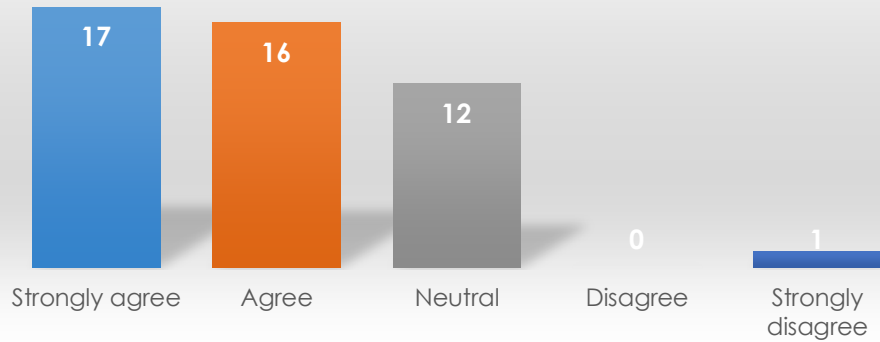


In the past year, about how many times have you had contact with the Office of Community Engagement?

	Frequency	Percent
<b>0</b>	42	87.5
<b>1 to 10</b>	3	6.3
<b>11 to 20</b>	1	2.1
<b>21 to 30</b>	0	0.0
<b>More than 30 hours</b>	2	4.2
<b>Total</b>	48	100.0



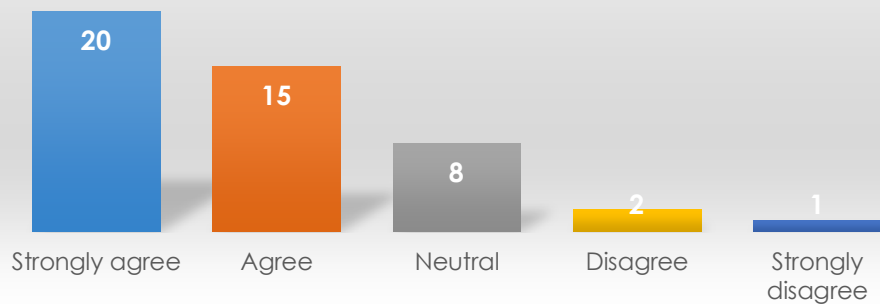
To what extent do you agree with the following statements about your experience with the Office of Community Engagement: - I was greeted promptly



To what extent do you agree with the following statements about your experience with the Office of Community Engagement: - I was greeted promptly

	Frequency	Percent
<b>Strongly Agree</b>	17	37.0
<b>Agree</b>	16	34.8
<b>Neutral</b>	12	26.1
<b>Somewhat disagree</b>	0	0.0
<b>Disagree</b>	1	2.2
<b>Total</b>	46	100.0

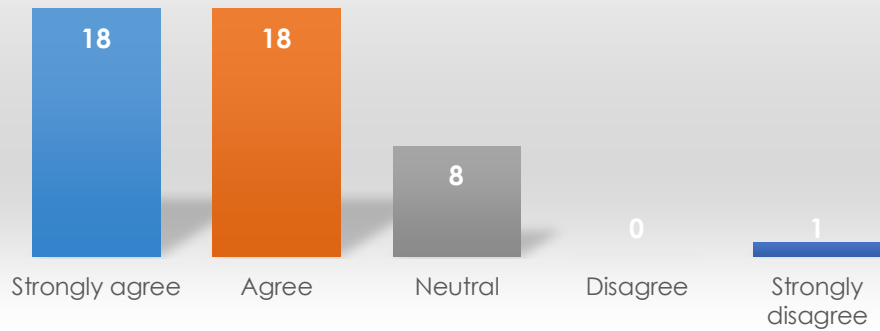
To what extent do you agree with the following statements about your experience with the Office of Community Engagement: - I felt welcomed



To what extent do you agree with the following statements about your experience with the Office of Community Engagement: - I felt welcomed

	Frequency	Percent
<b>Strongly agree</b>	20	43.5
<b>Agree</b>	15	32.6
<b>Neutral</b>	8	17.4
<b>Disagree</b>	2	4.3
<b>Strongly disagree</b>	1	2.2
<b>Total</b>	46	100.0

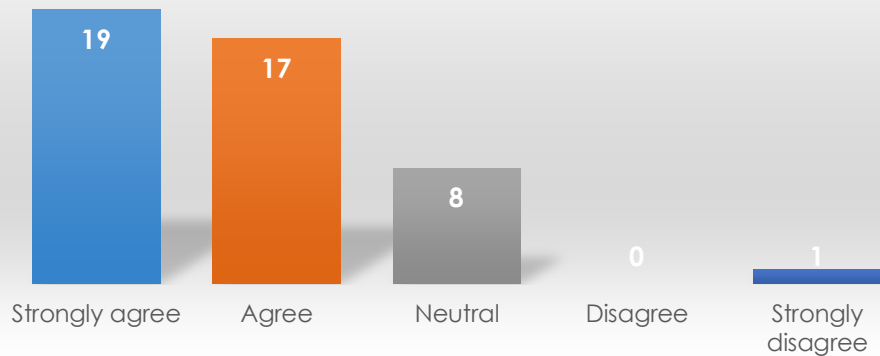
To what extent do you agree with the following statements about your experience with the Office of Community Engagement: - I was treated with respect



To what extent do you agree with the following statements about your experience with the Office of Community Engagement: - I was treated with respect

	Frequency	Percent
<b>Strongly agree</b>	18	40.0
<b>Agree</b>	18	40.0
<b>Neutral</b>	8	17.8
<b>Disagree</b>	0	0.0
<b>Strongly disagree</b>	1	2.2
<b>Total</b>	45	100.0

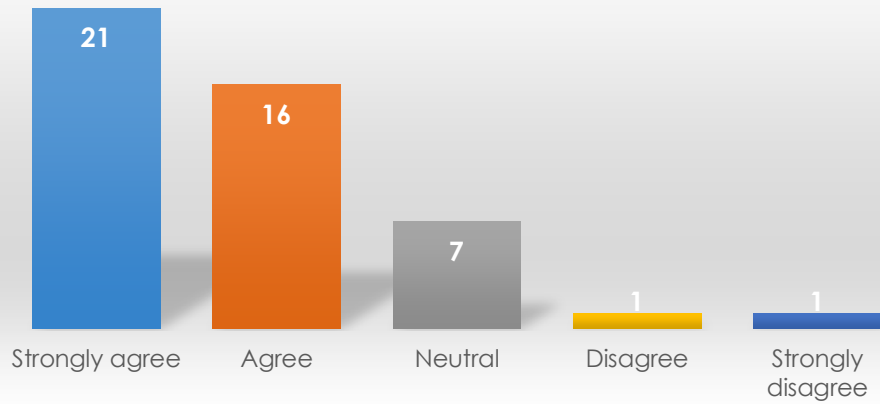
To what extent do you agree with the following statements about your experience with the Office of Community Engagement: - I was satisfied with the outcome of the interaction



To what extent do you agree with the following statements about your experience with the Office of Community Engagement: - I was satisfied with the outcome of the interaction

	Frequency	Percent
<b>Strongly agree</b>	19	42.2
<b>Agree</b>	17	37.8
<b>Neutral</b>	8	17.8
<b>Disagree</b>	0	0.0
<b>Strongly disagree</b>	1	2.2
<b>Total</b>	45	100.0

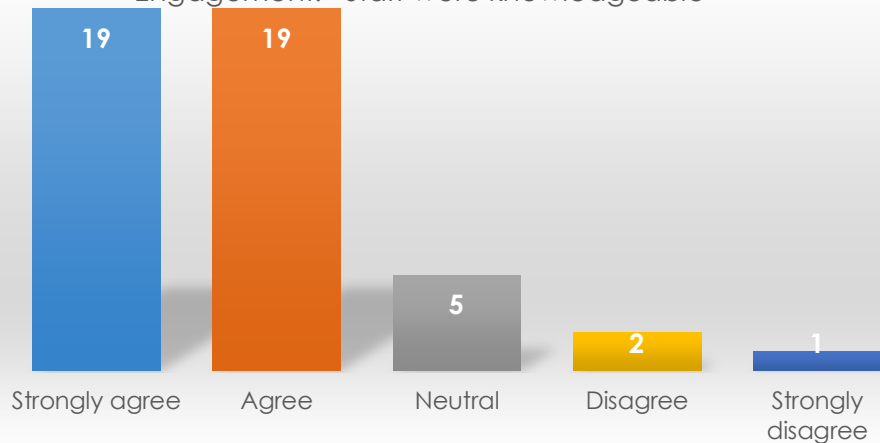
To what extent do you agree with the following statements about the Office of Community Engagement: - Staff were professional



To what extent do you agree with the following statements about the Office of Community Engagement: - Staff were professional

	Frequency	Percent
<b>Strongly agree</b>	21	45.7
<b>Agree</b>	16	34.8
<b>Neutral</b>	7	15.2
<b>Disagree</b>	1	2.2
<b>Strongly disagree</b>	1	2.2
<b>Total</b>	46	100.0

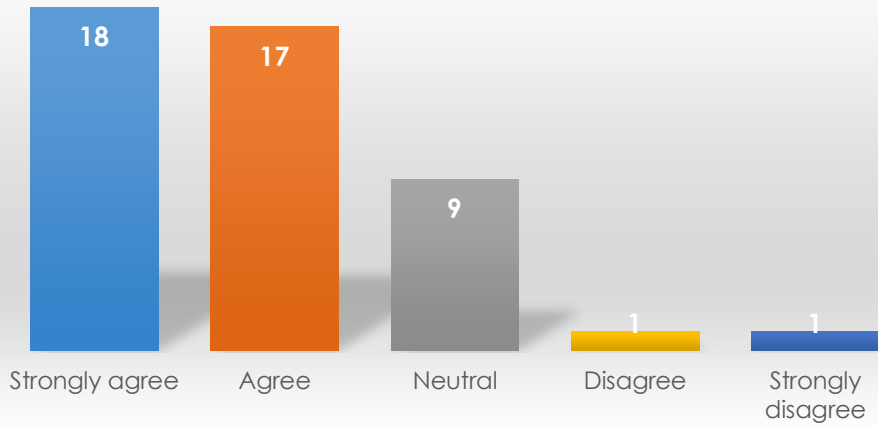
To what extent do you agree with the following statements about the Office of Community Engagement: - Staff were knowledgeable



To what extent do you agree with the following statements about the Office of Community Engagement: - Staff were knowledgeable

	Frequency	Percent
<b>Strongly agree</b>	19	41.3
<b>Agree</b>	19	41.3
<b>Neutral</b>	5	10.9
<b>Disagree</b>	2	4.3
<b>Strongly disagree</b>	1	2.2
<b>Total</b>	46	100.0

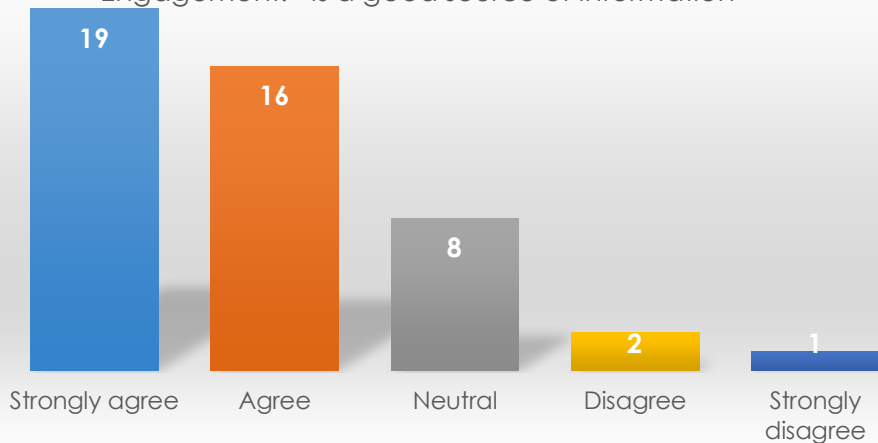
To what extent do you agree with the following statements about the Office of Community Engagement: - Cares about my experience at USA



To what extent do you agree with the following statements about the Office of Community Engagement: - Cares about my experience at USA

	Frequency	Percent
<b>Strongly agree</b>	18	39.1
<b>Agree</b>	17	37.0
<b>Neutral</b>	9	19.6
<b>Disagree</b>	1	2.2
<b>Strongly disagree</b>	1	2.2
<b>Total</b>	46	100.0

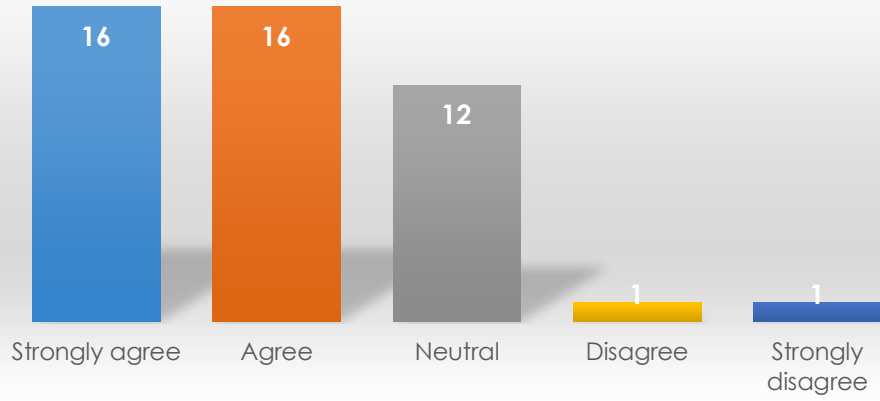
To what extent do you agree with the following statements about the Office of Community Engagement: - Is a good source of information



To what extent do you agree with the following statements about the Office of Community Engagement: - Is a good source of information

	Frequency	Percent
<b>Strongly agree</b>	19	41.3
<b>Agree</b>	16	34.8
<b>Neutral</b>	8	17.4
<b>Disagree</b>	2	4.3
<b>Strongly disagree</b>	1	2.2
<b>Total</b>	46	100.0

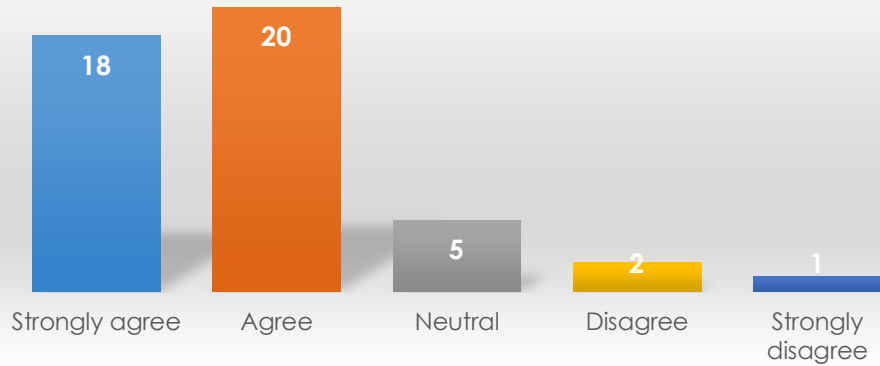
Do you feel that the Office of Community Engagement meets to your needs... - timely



Do you feel that the Office of Community Engagement meets to your needs... - timely

	Frequency	Percent
<b>Strongly agree</b>	16	34.8
<b>Agree</b>	16	34.8
<b>Neutral</b>	12	26.1
<b>Disagree</b>	1	2.2
<b>Strongly disagree</b>	1	2.2
<b>Total</b>	46	100.0

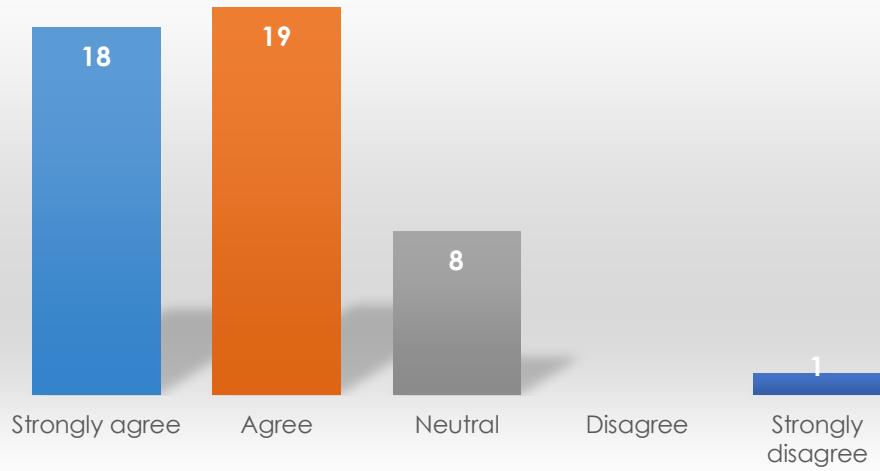
Do you feel that the Office of Community Engagement meets to your needs... - professionally



Do you feel that the Office of Community Engagement meets to your needs... - professionally

	Frequency	Percent
<b>Strongly agree</b>	18	39.1
<b>Agree</b>	20	43.5
<b>Neutral</b>	5	10.9
<b>Disagree</b>	2	4.3
<b>Strongly disagree</b>	1	2.2
<b>Total</b>	46	100.0

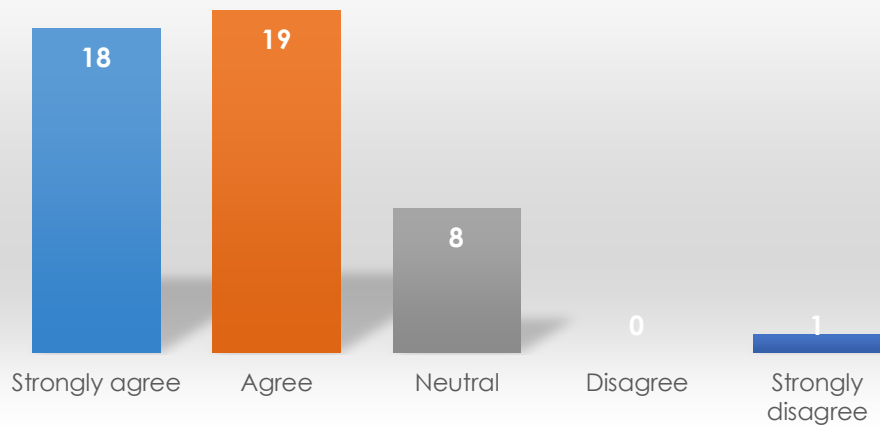
Do you feel that the Office of Community Engagement meets to your needs... - effectively



Do you feel that the Office of Community Engagement meets to your needs... – effectively

	Frequency	Percent
<b>Strongly agree</b>	18	39.1
<b>Agree</b>	19	41.3
<b>Neutral</b>	8	17.4
<b>Disagree</b>	0	0.0
<b>Strongly disagree</b>	1	2.2
<b>Total</b>	46	100.0

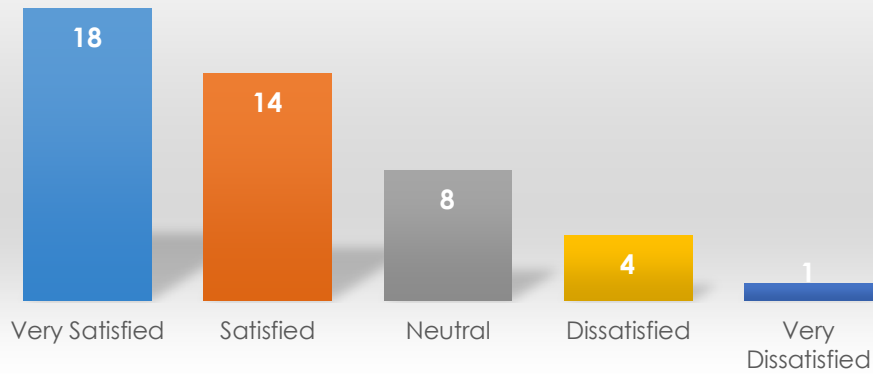
Do you feel that the Office of Community Engagement meets to your needs... - satisfactorily



Do you feel that the Office of Community Engagement meets to your needs... – satisfactorily

	Frequency	Percent
<b>Strongly agree</b>	18	39.1
<b>Agree</b>	19	41.3
<b>Neutral</b>	8	17.4
<b>Disagree</b>	0	0.0
<b>Strongly disagree</b>	1	2.2
<b>Total</b>	46	100.0

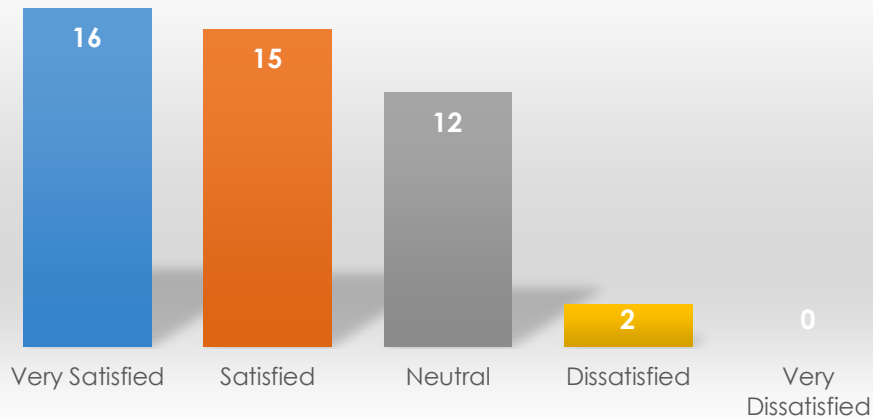
How satisfied are you with the following items related to the Office of Community Engagement: - Accessibility



How satisfied are you with the following items related to the Office of Community Engagement: - Accessibility

	Frequency	Percent
<b>Very Satisfied</b>	18	40.0
<b>Satisfied</b>	14	31.1
<b>Neutral</b>	8	17.8
<b>Dissatisfied</b>	4	8.9
<b>Very Dissatisfied</b>	1	2.2
<b>Total</b>	45	100.0

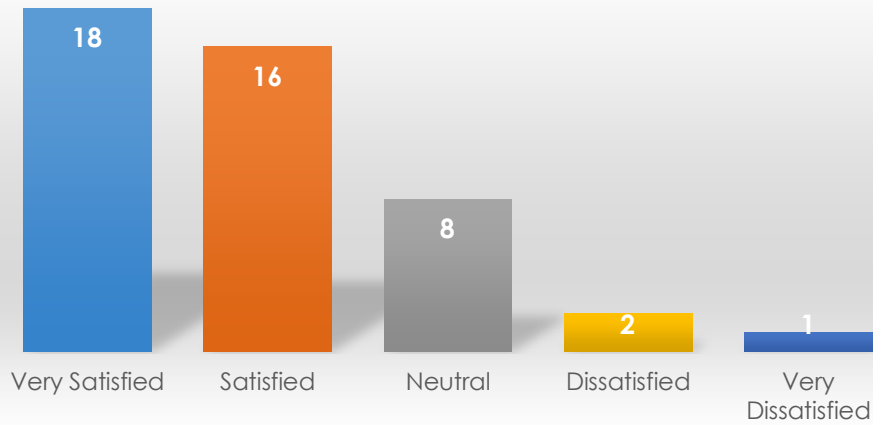
How satisfied are you with the following items related to the Office of Community Engagement: - Hours of operation



How satisfied are you with the following items related to the Office of Community Engagement: - Hours of operation

	Frequency	Percent
<b>Very Satisfied</b>	16	35.6
<b>Satisfied</b>	15	33.3
<b>Neutral</b>	12	26.7
<b>Dissatisfied</b>	2	4.4
<b>Very Dissatisfied</b>	0	0.0
<b>Total</b>	45	100.0

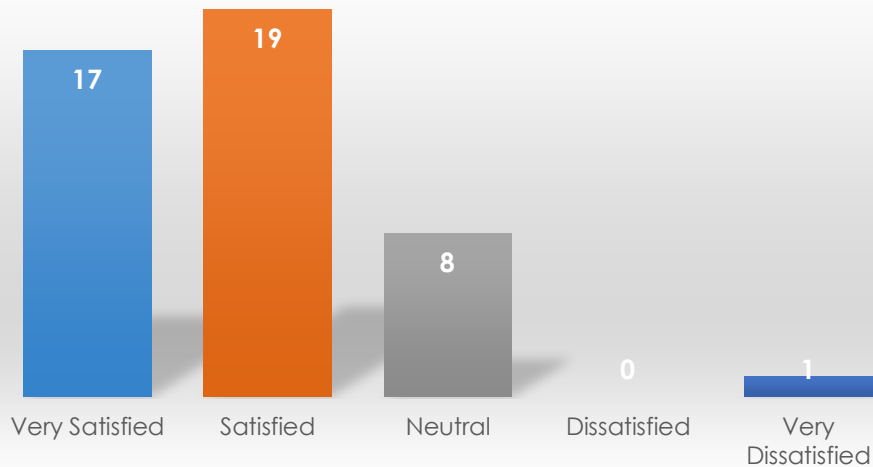
How satisfied are you with the following items related to the Office of Community Engagement: - Availability of staff



How satisfied are you with the following items related to the Office of Community Engagement: - Availability of staff

	Frequency	Percent
<b>Very Satisfied</b>	18	40.0
<b>Satisfied</b>	16	35.6
<b>Neutral</b>	8	17.8
<b>Dissatisfied</b>	2	4.4
<b>Very Dissatisfied</b>	1	2.2
<b>Total</b>	45	100.0

How satisfied are you with the following items related to the Office of Community Engagement: - Overall services provided



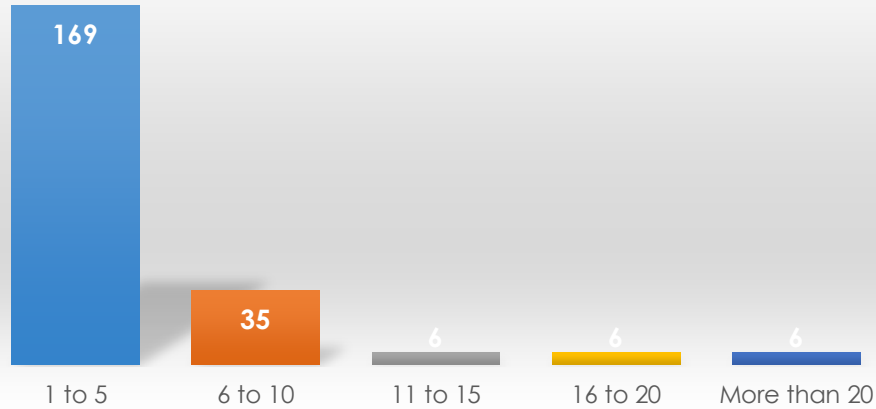
How satisfied are you with the following items related to the Office of Community Engagement: - Overall services provided

	Frequency	Percent
<b>Very Satisfied</b>	17	37.8
<b>Satisfied</b>	19	42.2
<b>Neutral</b>	8	17.8
<b>Dissatisfied</b>	0	0.0
<b>Very Dissatisfied</b>	1	2.2
<b>Total</b>	45	100.0



## Student Activities

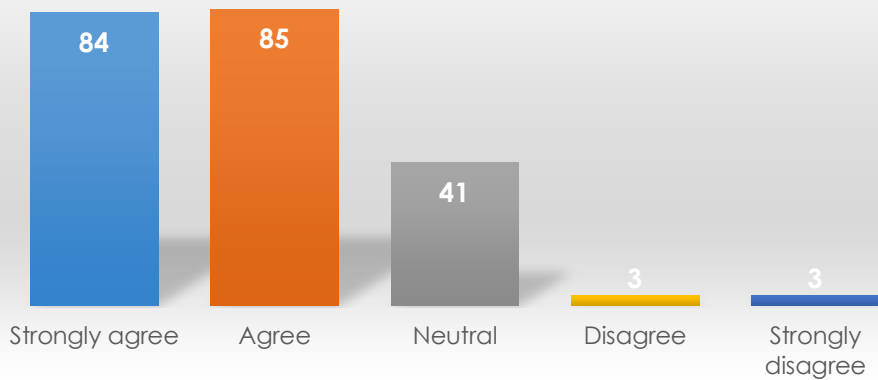
In the past year, about how many times have you had contact with Student Activities?



In the past year, about how many times have you had contact with Student Activities?

	Frequency	Percent
<b>1 to 5</b>	169	76.1
<b>6 to 10</b>	35	15.8
<b>11 to 15</b>	6	2.7
<b>16 to 20</b>	6	2.7
<b>More than 20</b>	6	2.7
<b>Total</b>	222	100.0

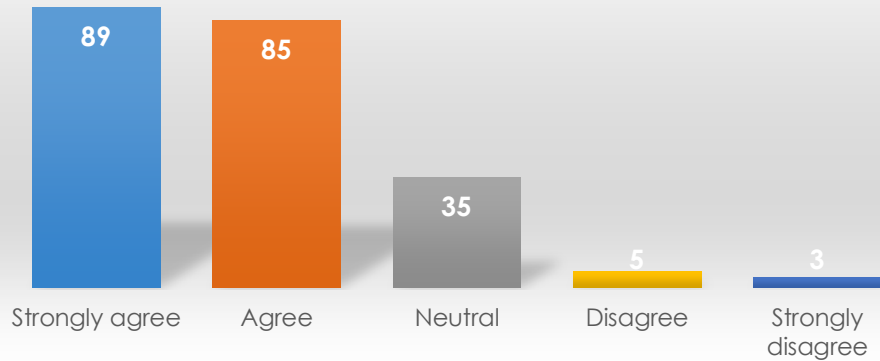
To what extent do you agree with the following statements about your experience with Student Activities: - I was greeted promptly



To what extent do you agree with the following statements about your experience with Student Activities: - I was greeted promptly

	Frequency	Percent
<b>Strongly agree</b>	84	38.9
<b>Agree</b>	85	39.4
<b>Neutral</b>	41	19.0
<b>Disagree</b>	3	1.4
<b>Strongly disagree</b>	3	1.4
<b>Total</b>	216	100.0

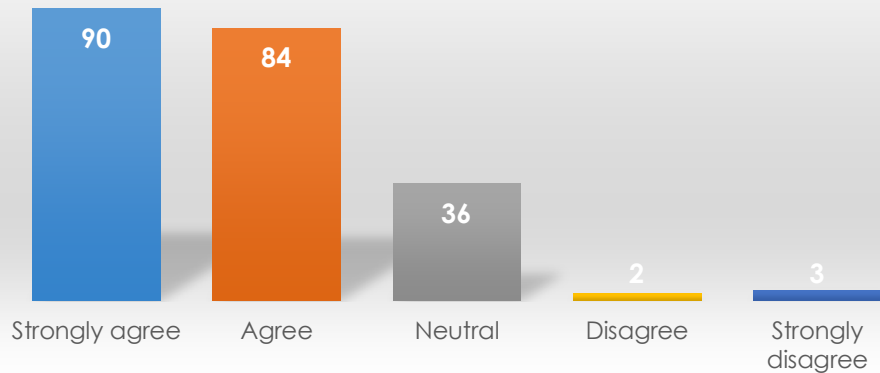
To what extent do you agree with the following statements about your experience with Student Activities: - I felt welcomed



To what extent do you agree with the following statements about your experience with Student Activities: - I felt welcomed

	Frequency	Percent
<b>Strongly agree</b>	89	41.0
<b>Agree</b>	85	39.2
<b>Neutral</b>	35	16.1
<b>Disagree</b>	5	2.3
<b>Strongly disagree</b>	3	1.4
<b>Total</b>	217	100.0

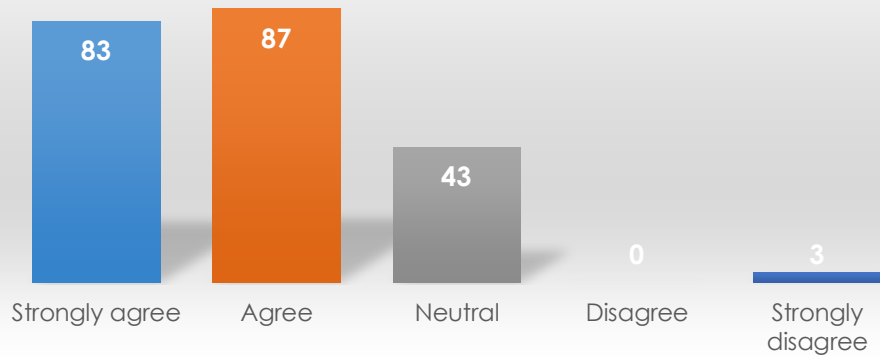
To what extent do you agree with the following statements about your experience with Student Activities: - I was treated with respect



To what extent do you agree with the following statements about your experience with Student Activities: - I was treated with respect

	Frequency	Percent
<b>Strongly agree</b>	90	41.9
<b>Agree</b>	84	39.1
<b>Neutral</b>	36	16.7
<b>Disagree</b>	2	0.9
<b>Strongly disagree</b>	3	1.4
<b>Total</b>	215	100.0

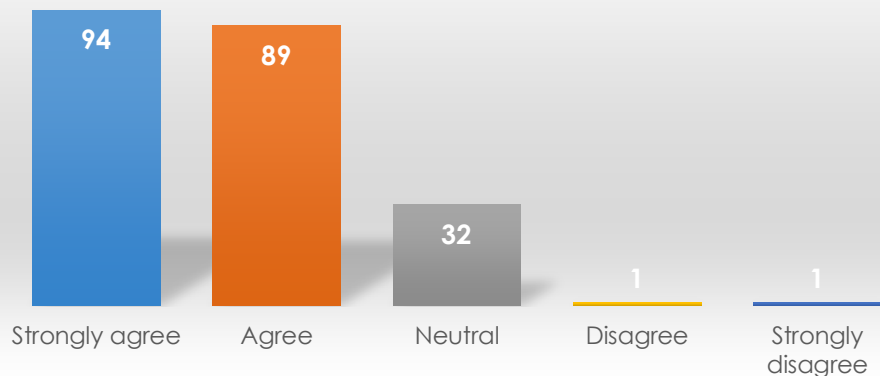
To what extent do you agree with the following statements about your experience with Student Activities: - I was satisfied with the outcome



To what extent do you agree with the following statements about your experience with Student Activities: - I was satisfied with the outcome

	Frequency	Percent
<b>Strongly agree</b>	83	38.4
<b>Agree</b>	87	40.3
<b>Neutral</b>	43	19.9
<b>Disagree</b>	0	0.0
<b>Strongly disagree</b>	3	1.4
<b>Total</b>	216	100.0

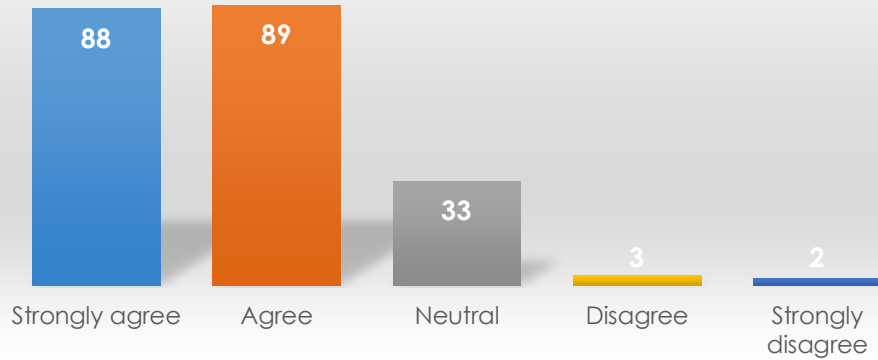
To what extent do you agree with the following statements about Student Activities: - Staff were professional



To what extent do you agree with the following statements about Student Activities: - Staff were professional

	Frequency	Percent
<b>Strongly agree</b>	94	43.3
<b>Agree</b>	89	41.0
<b>Neutral</b>	32	14.7
<b>Disagree</b>	1	0.5
<b>Strongly disagree</b>	1	0.5
<b>Total</b>	217	100.0

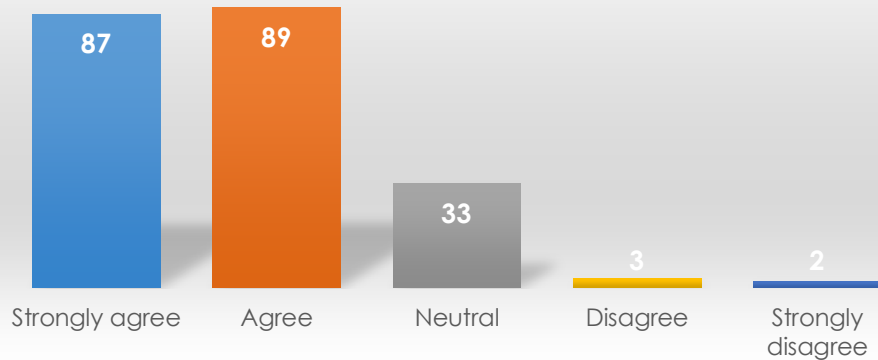
To what extent do you agree with the following statements about Student Activities: - Staff were knowledgeable



To what extent do you agree with the following statements about Student Activities: - Staff were knowledgeable

	Frequency	Percent
<b>Strongly agree</b>	88	40.9
<b>Agree</b>	89	41.4
<b>Neutral</b>	33	15.3
<b>Disagree</b>	3	1.4
<b>Strongly disagree</b>	2	0.9
<b>Total</b>	215	100.0

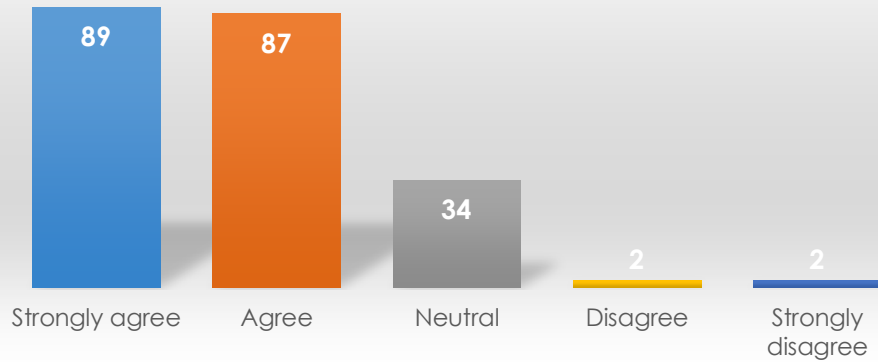
To what extent do you agree with the following statements about Student Activities: - Cares about my experience at USA



To what extent do you agree with the following statements about Student Activities: - Cares about my experience at USA

	Frequency	Percent
<b>Strongly agree</b>	87	40.7
<b>Agree</b>	89	41.6
<b>Neutral</b>	33	15.4
<b>Disagree</b>	3	1.4
<b>Strongly disagree</b>	2	0.9
<b>Total</b>	214	100.0

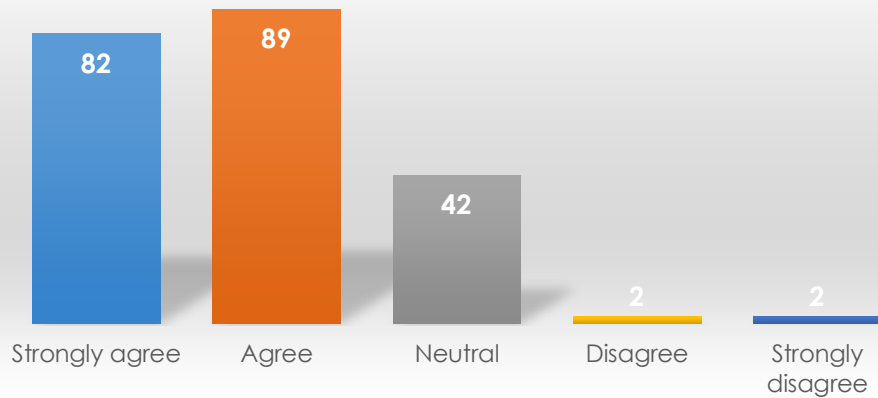
To what extent do you agree with the following statements about Student Activities: - Is a good source of information



To what extent do you agree with the following statements about Student Activities: - Is a good source of information

	Frequency	Percent
<b>Strongly agree</b>	89	41.6
<b>Agree</b>	87	40.7
<b>Neutral</b>	34	15.9
<b>Disagree</b>	2	0.9
<b>Strongly disagree</b>	2	0.9
<b>Total</b>	214	100.0

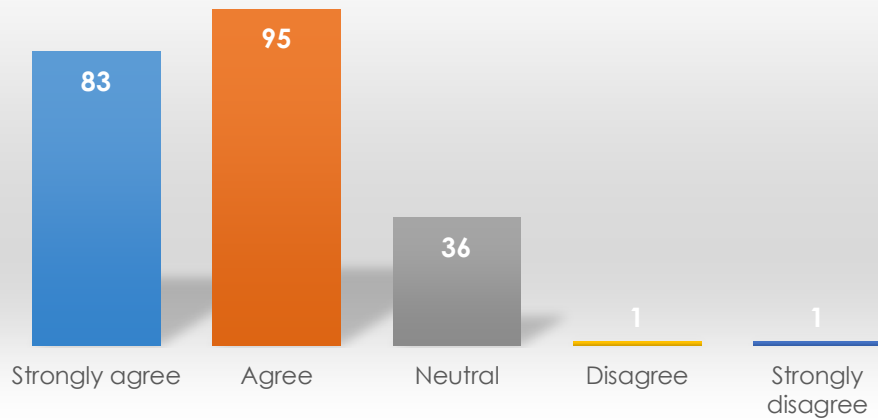
Do you feel that Student Activities meets to your needs... - timely



Do you feel that Student Activities meets to your needs... - timely

	Frequency	Percent
<b>Strongly agree</b>	82	37.8
<b>Agree</b>	89	41.0
<b>Neutral</b>	42	19.4
<b>Disagree</b>	2	0.9
<b>Strongly disagree</b>	2	0.9
<b>Total</b>	217	100.0

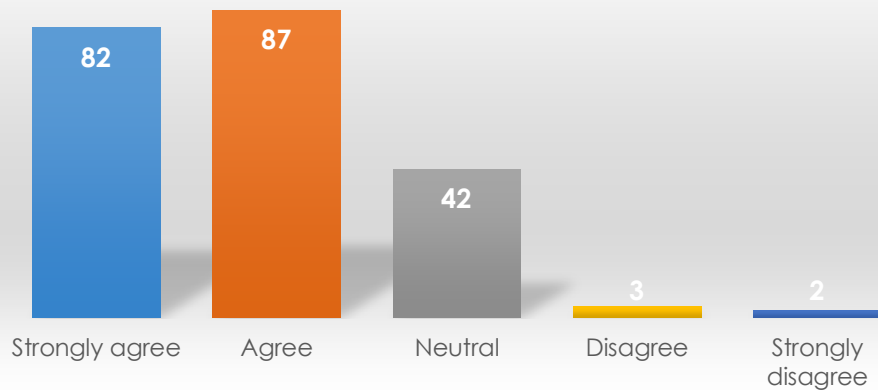
Do you feel that Student Activities meets to your needs... - professionally



Do you feel that Student Activities meets to your needs... - professionally

	Frequency	Percent
<b>Strongly agree</b>	83	38.4
<b>Agree</b>	95	44.0
<b>Neutral</b>	36	16.7
<b>Disagree</b>	1	0.5
<b>Strongly disagree</b>	1	0.5
<b>Total</b>	216	100.0

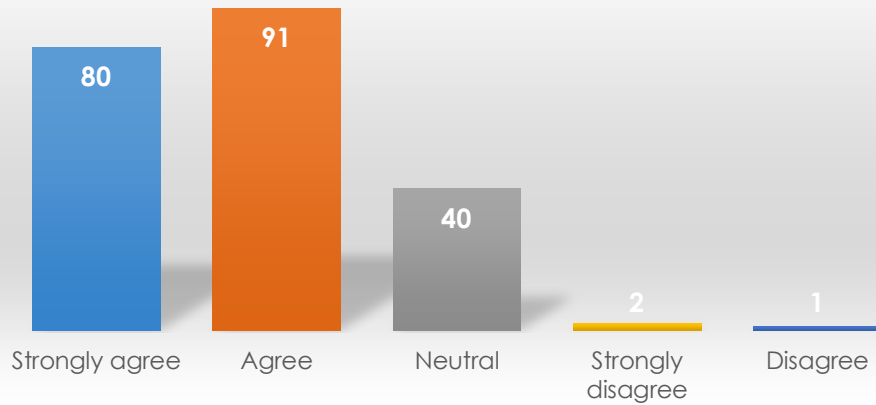
Do you feel that Student Activities meets to your needs... - effectively



Do you feel that Student Activities meets to your needs... - effectively

	Frequency	Percent
<b>Strongly agree</b>	82	38.0
<b>Agree</b>	87	40.3
<b>Neutral</b>	42	19.4
<b>Disagree</b>	3	1.4
<b>Strongly disagree</b>	2	0.9
<b>Total</b>	216	100.0

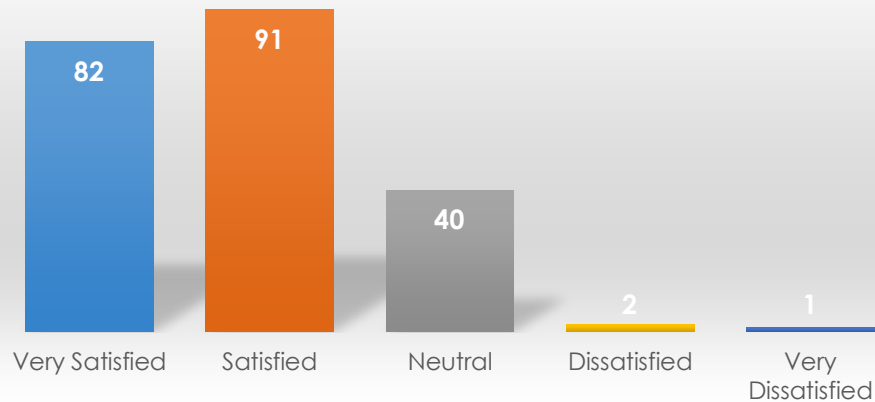
Do you feel that Student Activities meets to your needs... - satisfactorily



Do you feel that Student Activities meets to your needs... - satisfactorily

	Frequency	Percent
<b>Strongly agree</b>	80	37.4
<b>Agree</b>	91	42.5
<b>Neutral</b>	40	18.7
<b>Disagree</b>	1	0.5
<b>Strongly disagree</b>	2	0.9
<b>Total</b>	214	100.0

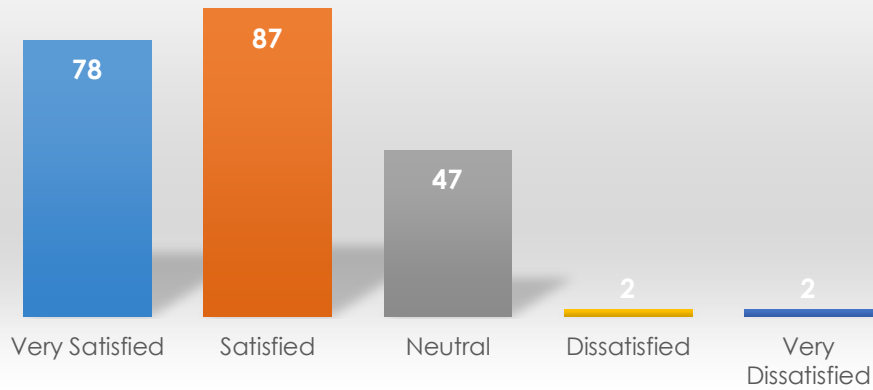
How satisfied are you with the following items related to Student Activities: - Accessibility



How satisfied are you with the following items related to Student Activities: - Accessibility

	Frequency	Percent
<b>Very Satisfied</b>	82	38.0
<b>Satisfied</b>	91	42.1
<b>Neutral</b>	40	18.5
<b>Dissatisfied</b>	2	0.9
<b>Very Dissatisfied</b>	1	0.5
<b>Total</b>	216	100.0

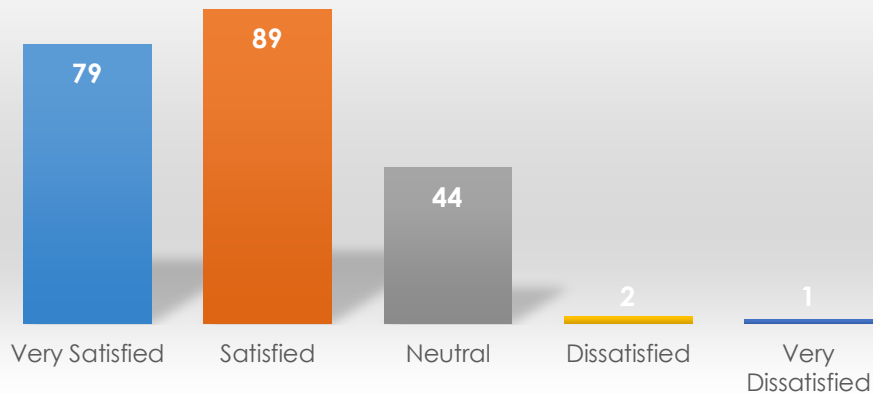
How satisfied are you with the following items related to Student Activities: - Hours of operation



How satisfied are you with the following items related to Student Activities: - Hours of operation

	Frequency	Percent
<b>Very Satisfied</b>	78	36.1
<b>Satisfied</b>	87	40.3
<b>Neutral</b>	47	21.8
<b>Dissatisfied</b>	2	0.9
<b>Very Dissatisfied</b>	2	0.9
<b>Total</b>	216	100.0

How satisfied are you with the following items related to Student Activities: - Availability of staff

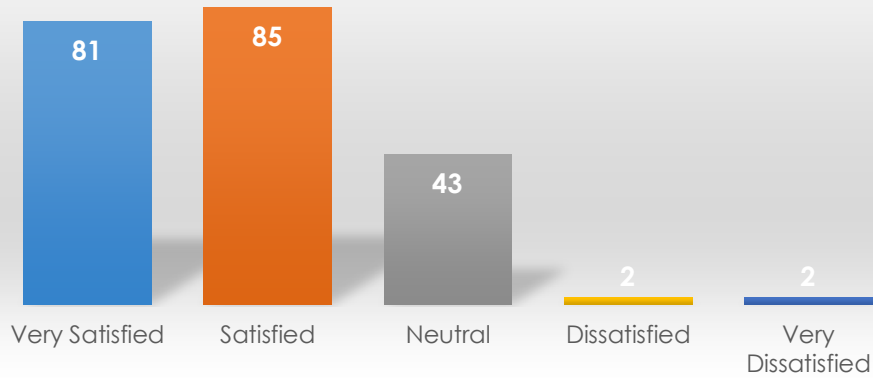


How satisfied are you with the following items related to Student Activities: - Availability of staff

	Frequency	Percent
<b>Very Satisfied</b>	79	36.7
<b>Satisfied</b>	89	41.4
<b>Neutral</b>	44	20.5
<b>Dissatisfied</b>	2	0.9
<b>Very Dissatisfied</b>	1	0.5
<b>Total</b>	215	100.0



How satisfied are you with the following items related to Student Activities: - Overall services provided

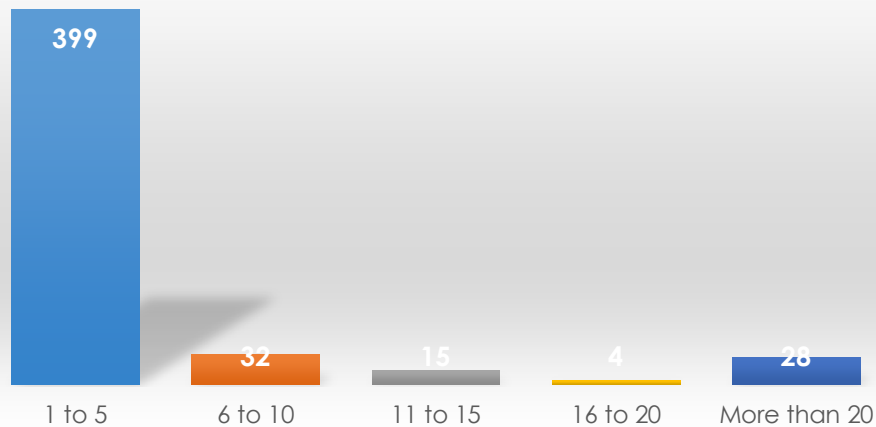


How satisfied are you with the following items related to Student Activities: - Overall services provided

	Frequency	Percent
<b>Very Satisfied</b>	81	38.0
<b>Satisfied</b>	85	39.9
<b>Neutral</b>	43	20.2
<b>Dissatisfied</b>	2	0.9
<b>Very Dissatisfied</b>	2	0.9
<b>Total</b>	213	100.0

### Student Center Services/Jag Card

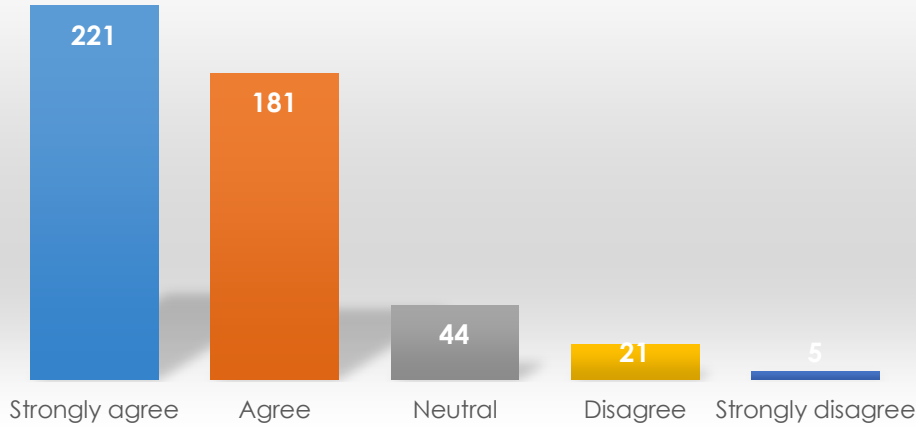
In the past year, about how many times have you had contact with Student Center Services/Jag Card?



In the past year, about how many times have you had contact with Student Center Services/Jag Card?

	Frequency	Percent
<b>1 to 5</b>	399	83.5
<b>6 to 10</b>	32	6.7
<b>11 to 15</b>	15	3.1
<b>16 to 20</b>	4	0.8
<b>More than 20</b>	28	5.9
<b>Total</b>	478	100.0

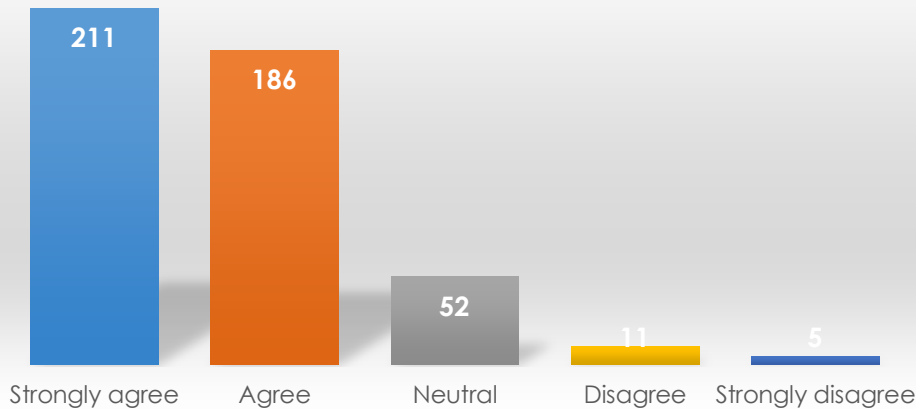
To what extent do you agree with the following statements about your experience with Student Center Services/Jag Card: - I was greeted promptly



To what extent do you agree with the following statements about Student Center Services/Jag Card: - I was greeted promptly

	Frequency	Percent
<b>Strongly agree</b>	221	46.8
<b>Agree</b>	181	38.3
<b>Neutral</b>	44	9.3
<b>Disagree</b>	21	4.4
<b>Strongly disagree</b>	5	1.1
<b>Total</b>	472	100.0

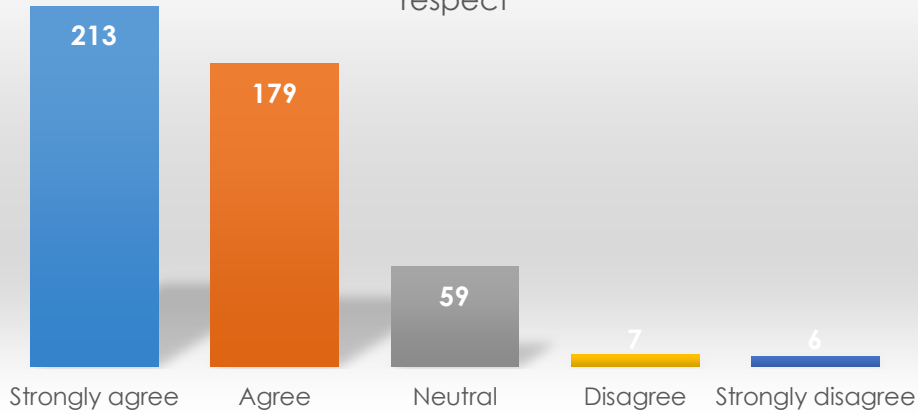
To what extent do you agree with the following statements about your experience with Student Center Services/Jag Card: - I felt welcomed



To what extent do you agree with the following statements about Student Center Services/Jag Card: - I felt welcomed

	Frequency	Percent
<b>Strongly agree</b>	211	45.4
<b>Agree</b>	186	40.0
<b>Neutral</b>	52	11.2
<b>Disagree</b>	11	2.4
<b>Strongly disagree</b>	5	1.1
<b>Total</b>	465	100.0

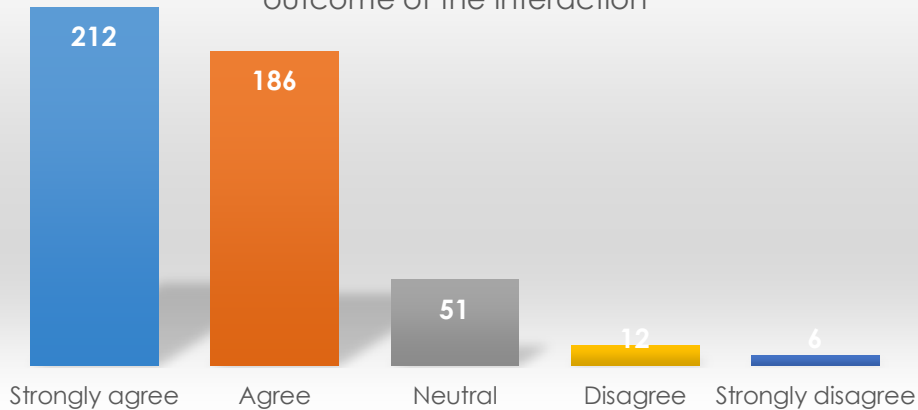
To what extent do you agree with the following statements about your experience with Student Center Services/Jag Card: - I was treated with respect



To what extent do you agree with the following statements about your experience with Student Center Services/Jag Card: - I was treated with respect

	Frequency	Percent
<b>Strongly agree</b>	213	45.9
<b>Agree</b>	179	38.6
<b>Neutral</b>	59	12.7
<b>Disagree</b>	7	1.5
<b>Strongly disagree</b>	6	1.3
<b>Total</b>	464	100.0

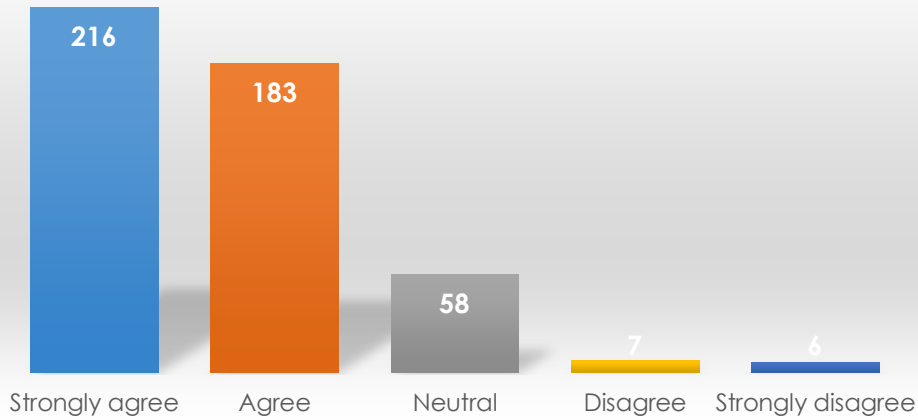
To what extent do you agree with the following statements about your experience with Student Center Services/Jag Card: - I was satisfied with the outcome of the interaction



To what extent do you agree with the following statements about your experience with Student Center Services/Jag Card: - I was satisfied with the outcome of the interaction

	Frequency	Percent
<b>Strongly agree</b>	212	45.4
<b>Agree</b>	186	39.8
<b>Neutral</b>	51	10.9
<b>Disagree</b>	12	2.6
<b>Strongly disagree</b>	6	1.3
<b>Total</b>	467	100.0

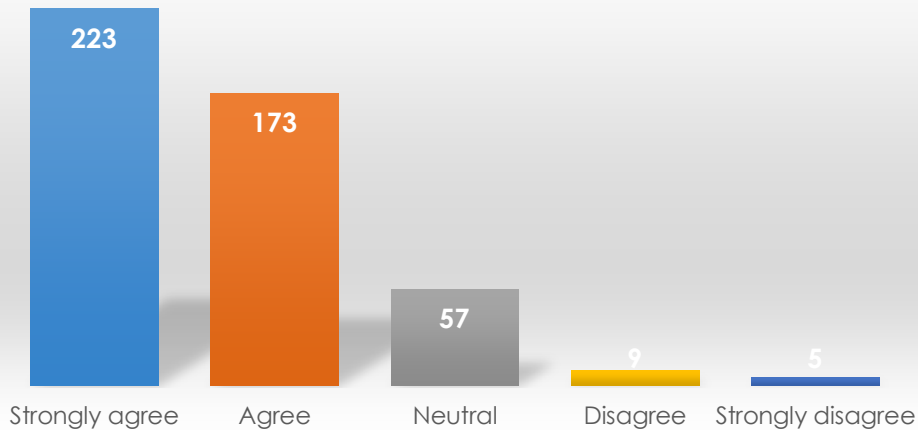
To what extent do you agree with the following statements about Student Center Services/Jag Card: - Staff were professional



To what extent do you agree with the following statements about Student Center Services/Jag Card: - Staff were professional

	Frequency	Percent
<b>Strongly agree</b>	216	46.0
<b>Agree</b>	183	38.9
<b>Neutral</b>	58	12.3
<b>Disagree</b>	7	1.5
<b>Strongly disagree</b>	6	1.3
<b>Total</b>	470	100.0

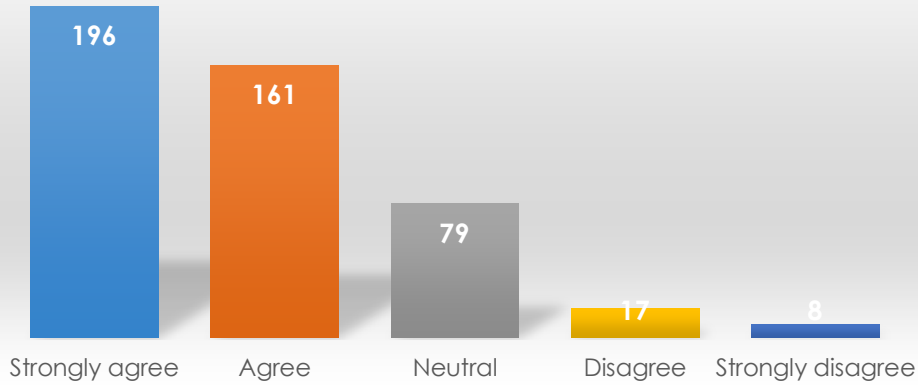
To what extent do you agree with the following statements about Student Center Services/Jag Card: - Staff were knowledgeable



To what extent do you agree with the following statements about Student Center Services/Jag Card: - Staff were knowledgeable

	Frequency	Percent
<b>Strongly agree</b>	223	47.8
<b>Agree</b>	173	37.0
<b>Neutral</b>	57	12.2
<b>Disagree</b>	9	1.9
<b>Strongly disagree</b>	5	1.1
<b>Total</b>	467	100.0

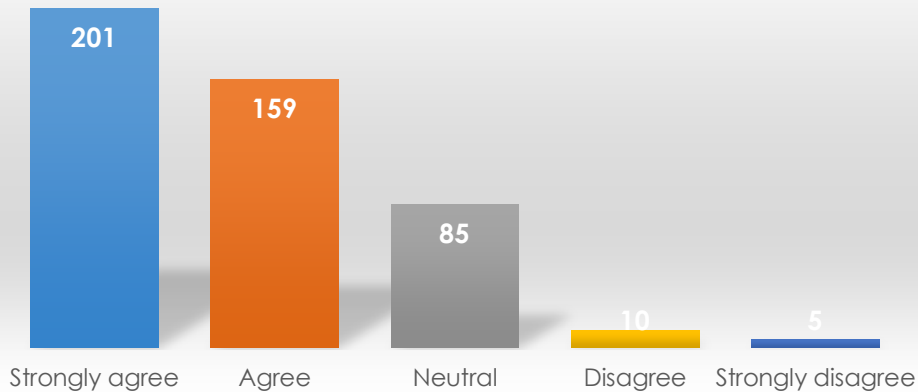
To what extent do you agree with the following statements about Student Center Services/Jag Card: - Cares about my experience at USA



To what extent do you agree with the following statements about Student Center Services/Jag Card: - Cares about my experience at USA

	Frequency	Percent
<b>Strongly agree</b>	196	42.5
<b>Agree</b>	161	34.9
<b>Neutral</b>	79	17.1
<b>Disagree</b>	17	3.7
<b>Strongly disagree</b>	8	1.7
<b>Total</b>	461	100.0

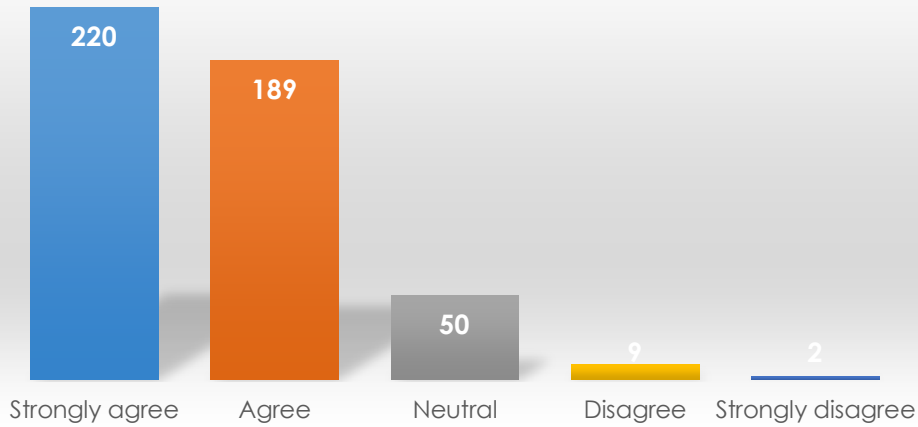
To what extent do you agree with the following statements about Student Center Services/Jag Card: - Is a good source of information



To what extent do you agree with the following statements about Student Center Services/Jag Card: - Is a good source of information

	Frequency	Percent
<b>Strongly agree</b>	201	43.7
<b>Agree</b>	159	34.6
<b>Neutral</b>	85	18.5
<b>Disagree</b>	10	2.2
<b>Strongly disagree</b>	5	1.1
<b>Total</b>	460	100.0

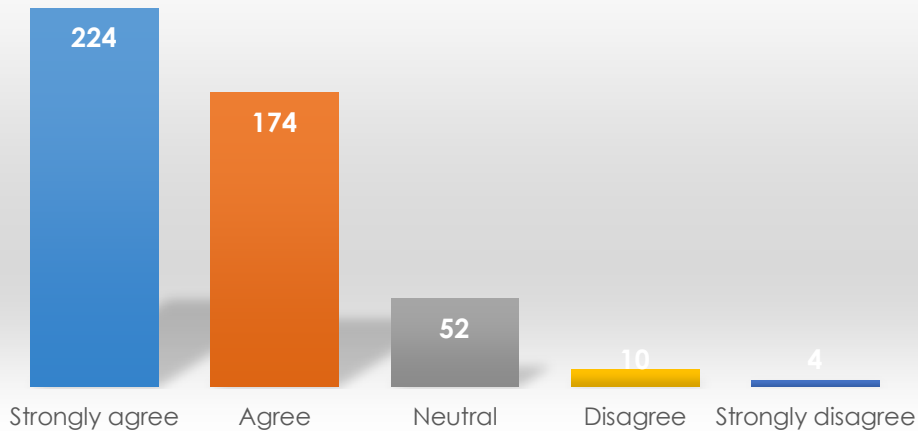
Do you feel that Student Center Services/Jag Card meets to your needs... - timely



Do you feel that Student Center Services/Jag Card meets to your needs... – timely

	Frequency	Percent
<b>Strongly agree</b>	220	46.8
<b>Agree</b>	189	40.2
<b>Neutral</b>	50	10.6
<b>Disagree</b>	9	1.9
<b>Strongly disagree</b>	2	0.4
<b>Total</b>	470	100.0

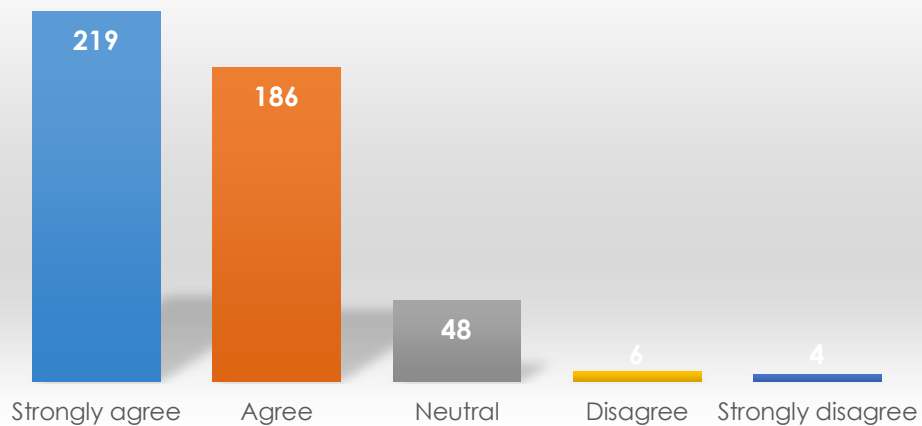
Do you feel that Student Center Services/Jag Card meets to your needs... - professionally



Do you feel that Student Center Services/Jag Card meets to your needs... – professionally

	Frequency	Percent
<b>Strongly agree</b>	224	48.3
<b>Agree</b>	174	37.5
<b>Neutral</b>	52	11.2
<b>Disagree</b>	10	2.2
<b>Strongly disagree</b>	4	0.9
<b>Total</b>	464	100.0

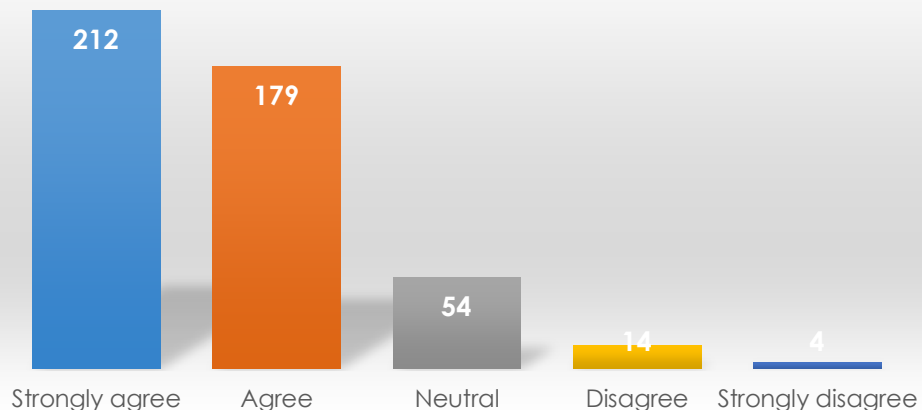
Do you feel that Student Center Services/Jag Card meets to your needs... - effectively



Do you feel that Student Center Services/Jag Card meets to your needs... – effectively

	Frequency	Percent
<b>Strongly agree</b>	219	47.3
<b>Agree</b>	186	40.2
<b>Neutral</b>	48	10.4
<b>Disagree</b>	6	1.3
<b>Strongly disagree</b>	4	0.9
<b>Total</b>	463	100.0

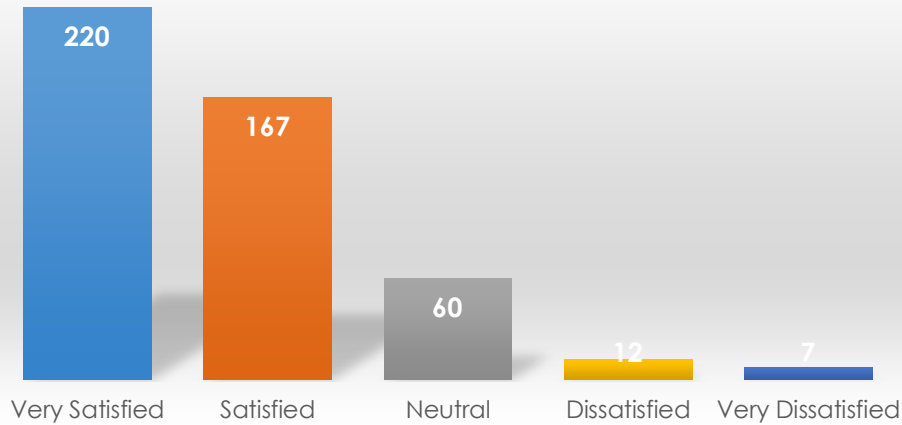
Do you feel that Student Center Services/Jag Card meets to your needs... - satisfactorily



Do you feel that Student Center Services/Jag Card meets to your needs... – satisfactorily

	Frequency	Percent
<b>Strongly agree</b>	212	45.8
<b>Agree</b>	179	38.7
<b>Neutral</b>	54	11.7
<b>Disagree</b>	14	3.0
<b>Strongly disagree</b>	4	0.9
<b>Total</b>	463	100.0

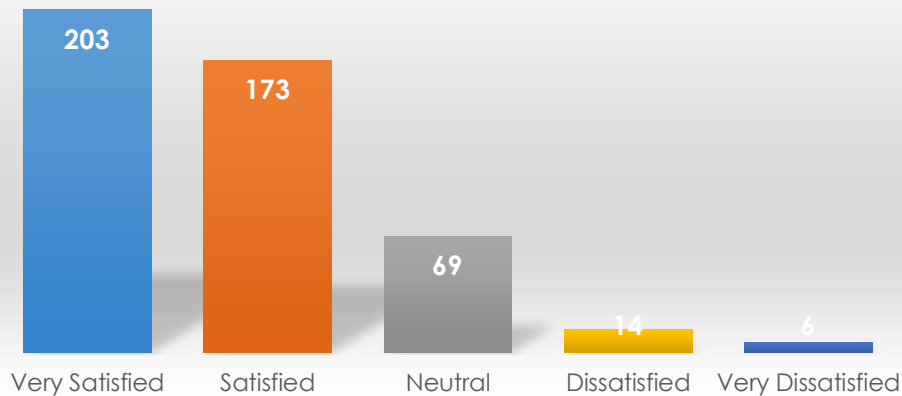
How satisfied are you with the following items related to Student Center Services/Jag Card: - Accessibility



How satisfied are you with the following items related to Student Center Services/Jag Card: - Accessibility

	Frequency	Percent
<b>Strongly agree</b>	220	47.2
<b>Agree</b>	167	35.8
<b>Neutral</b>	60	12.9
<b>Disagree</b>	12	2.6
<b>Strongly disagree</b>	7	1.5
<b>Total</b>	466	100.0

How satisfied are you with the following items related to Student Center Services/Jag Card: - Hours of operation

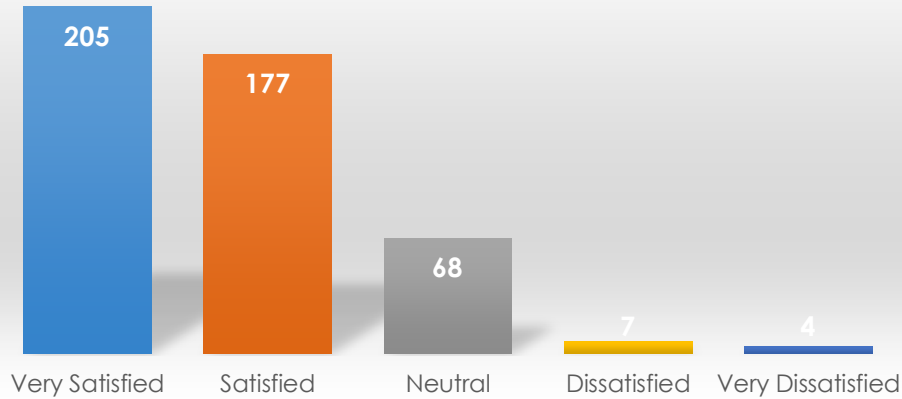


How satisfied are you with the following items related to Student Center Services/Jag Card: - Hours of operation

	Frequency	Percent
<b>Strongly agree</b>	203	43.7
<b>Agree</b>	173	37.2
<b>Neutral</b>	69	14.8
<b>Disagree</b>	14	3.0
<b>Strongly disagree</b>	6	1.3
<b>Total</b>	465	100.0



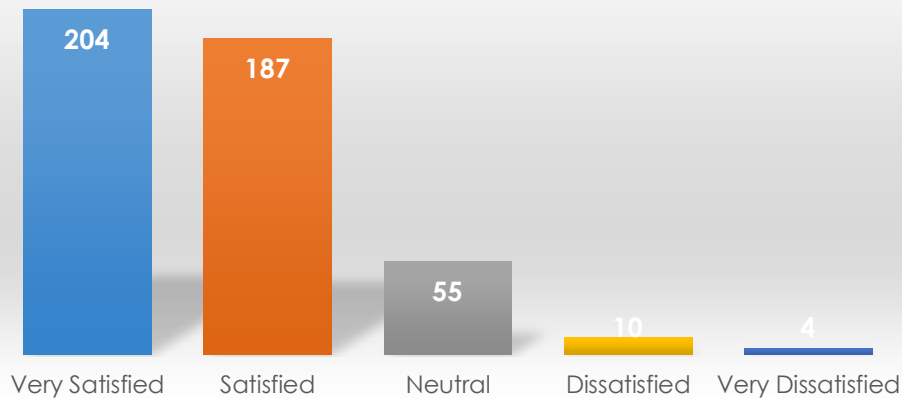
How satisfied are you with the following items related to Student Center Services/Jag Card: - Availability of staff



How satisfied are you with the following items related to Student Center Services/Jag Card: - Availability of staff

	Frequency	Percent
<b>Strongly agree</b>	205	44.5
<b>Agree</b>	177	38.4
<b>Neutral</b>	68	14.8
<b>Disagree</b>	7	1.5
<b>Strongly disagree</b>	4	0.9
<b>Total</b>	461	100.0

How satisfied are you with the following items related to Student Center Services/Jag Card: - Overall services provided

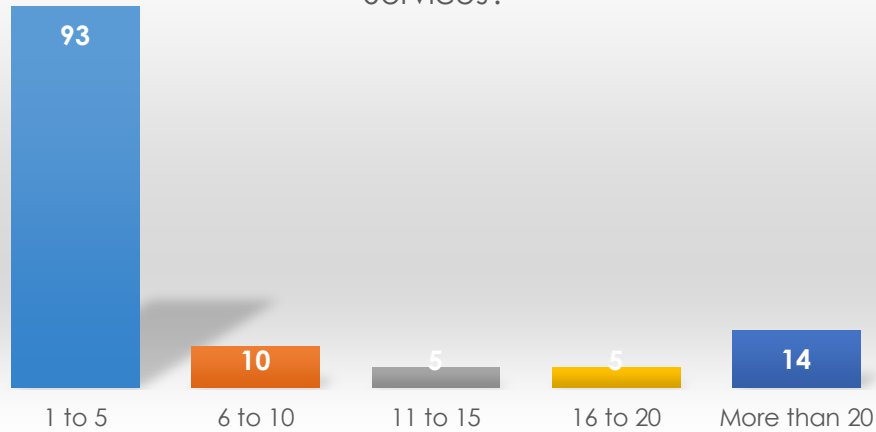


How satisfied are you with the following items related to Student Center Services/Jag Card: - Overall services provided

	Frequency	Percent
<b>Strongly agree</b>	204	44.3
<b>Agree</b>	187	40.7
<b>Neutral</b>	55	12.0
<b>Disagree</b>	10	2.2
<b>Strongly disagree</b>	4	0.9
<b>Total</b>	204	44.3

## Student Disability Services

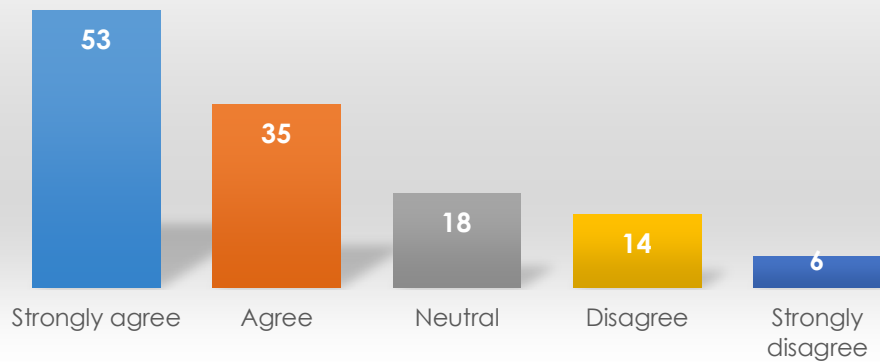
In the past year, about how many times have you had contact with Student Disability Services?



In the past year, about how many times have you had contact with Student Disability Services?

	Frequency	Percent
<b>1 – 5</b>	93	73.2
<b>6 – 10</b>	10	7.9
<b>11 – 15</b>	5	3.9
<b>16 – 20</b>	5	3.9
<b>More than 20</b>	14	11.0
<b>Total</b>	127	100.0

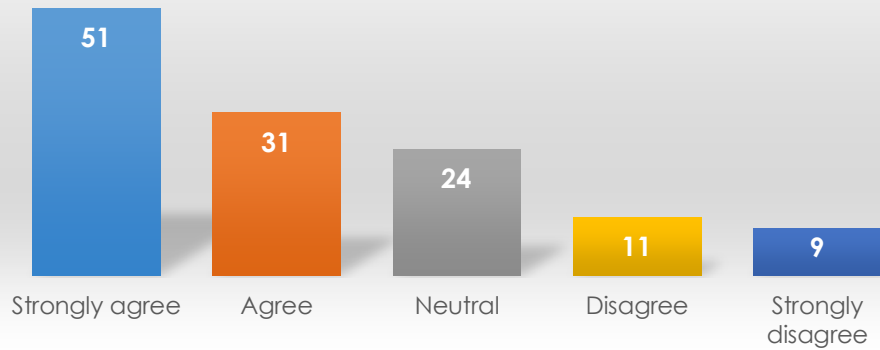
To what extent do you agree with the following statements about your experience with Student Disability Services: - I was greeted promptly



To what extent do you agree with the following statements about your experience with Student Disability Services: - I was greeted promptly

	Frequency	Percent
<b>Strongly agree</b>	53	42.1
<b>Agree</b>	35	27.8
<b>Neutral</b>	18	14.3
<b>Disagree</b>	14	11.1
<b>Strongly disagree</b>	6	4.8
<b>Total</b>	126	100.0

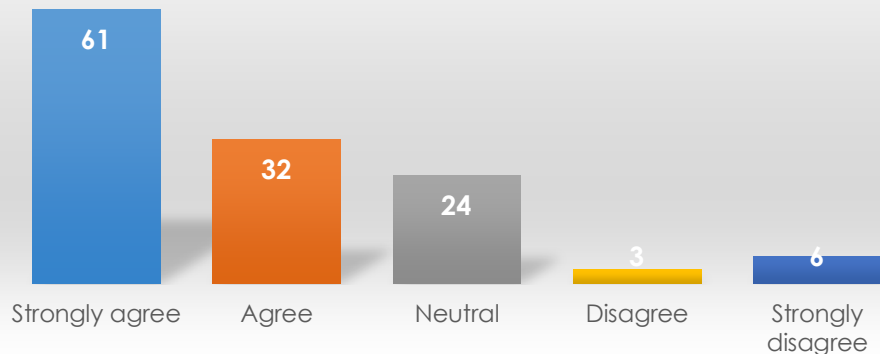
To what extent do you agree with the following statements about your experience with Student Disability Services: - I felt welcomed



To what extent do you agree with the following statements about your experience with Student Disability Services: - I felt welcomed

	Frequency	Percent
<b>Strongly agree</b>	51	40.5
<b>Agree</b>	31	24.6
<b>Neutral</b>	24	19.0
<b>Disagree</b>	11	8.7
<b>Strongly disagree</b>	9	7.1
<b>Total</b>	126	100.0

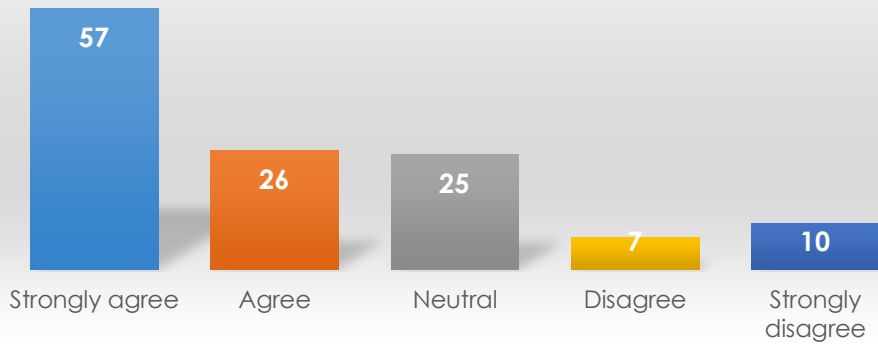
To what extent do you agree with the following statements about your experience with Student Disability Services: - I was treated with respect



To what extent do you agree with the following statements about your experience with Student Disability Services: - I was treated with respect

	Frequency	Percent
<b>Strongly agree</b>	61	48.4
<b>Agree</b>	32	25.4
<b>Neutral</b>	24	19.0
<b>Disagree</b>	3	2.4
<b>Strongly disagree</b>	6	4.8
<b>Total</b>	126	100.0

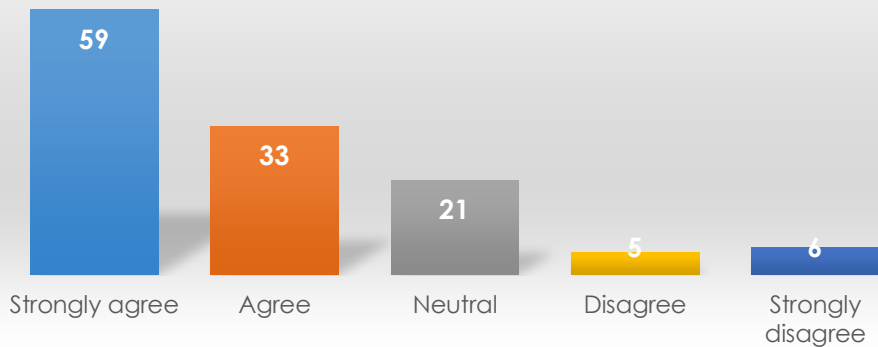
To what extent do you agree with the following statements about your experience with Student Disability Services: - I was satisfied with the outcome of the interaction



To what extent do you agree with the following statements about your experience with Student Disability Services: - I was satisfied with the outcome of the interaction

	Frequency	Percent
<b>Strongly agree</b>	57	45.6
<b>Agree</b>	26	20.8
<b>Neutral</b>	25	20.0
<b>Disagree</b>	7	5.6
<b>Strongly disagree</b>	10	8.0
<b>Total</b>	125	100.0

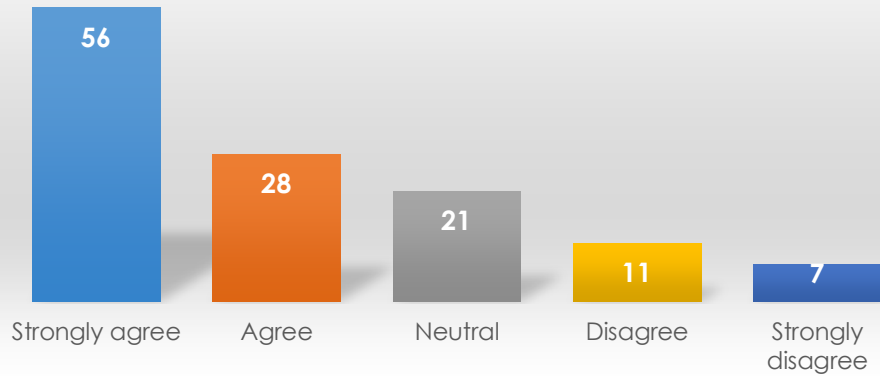
To what extent do you agree with the following statements about Student Disability Services: - Staff were professional



To what extent do you agree with the following statements about Student Disability Services: - Staff were professional

	Frequency	Percent
<b>Strongly agree</b>	59	47.6
<b>Agree</b>	33	26.6
<b>Neutral</b>	21	16.9
<b>Disagree</b>	5	4.0
<b>Strongly disagree</b>	6	4.8
<b>Total</b>	124	100.0

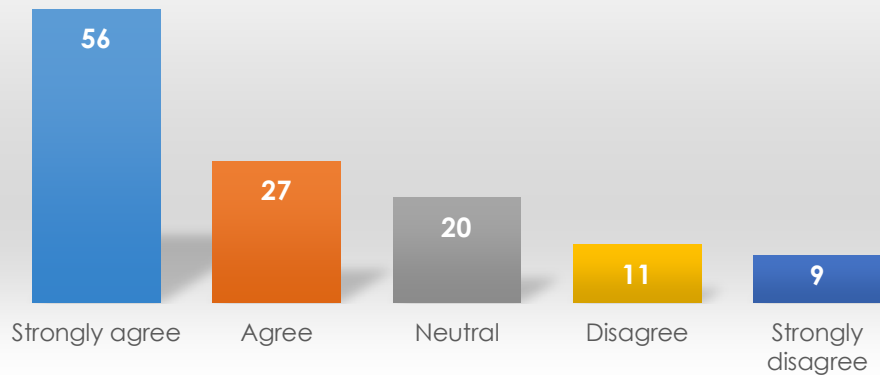
To what extent do you agree with the following statements about Student Disability Services: - Staff were knowledgeable



To what extent do you agree with the following statements about Student Disability Services: - Staff were knowledgeable

	Frequency	Percent
<b>Strongly agree</b>	56	45.5
<b>Agree</b>	28	22.8
<b>Neutral</b>	21	17.1
<b>Disagree</b>	11	8.9
<b>Strongly disagree</b>	7	5.7
<b>Total</b>	123	100.0

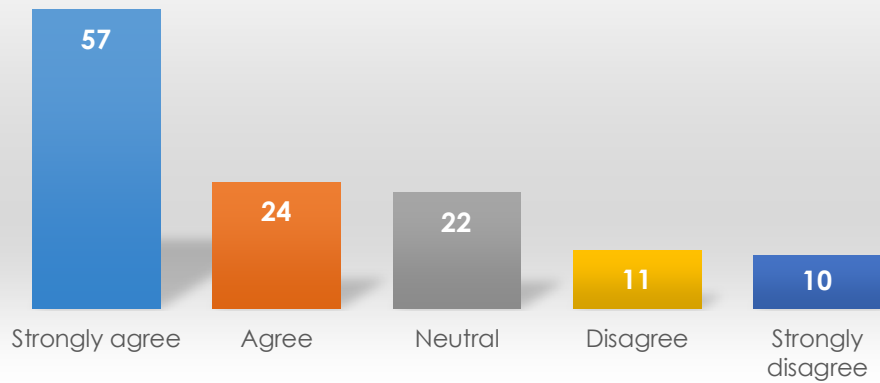
To what extent do you agree with the following statements about Student Disability Services: - Cares about my experience at USA



To what extent do you agree with the following statements about Student Disability Services: - Cares about my experience at USA

	Frequency	Percent
<b>Strongly agree</b>	56	45.5
<b>Agree</b>	27	22.0
<b>Neutral</b>	20	16.3
<b>Disagree</b>	11	8.9
<b>Strongly disagree</b>	9	7.3
<b>Total</b>	123	100.0

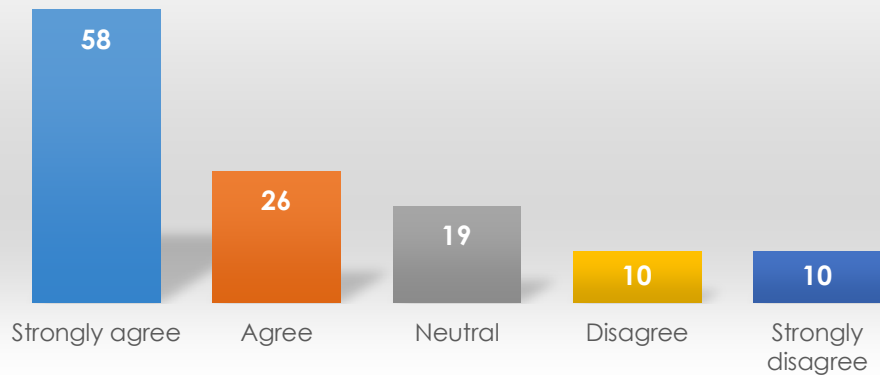
To what extent do you agree with the following statements about Student Disability Services: - Is a good source of information



To what extent do you agree with the following statements about Student Disability Services: - Is a good source of information

	Frequency	Percent
<b>Strongly agree</b>	57	46.0
<b>Agree</b>	24	19.4
<b>Neutral</b>	22	17.7
<b>Disagree</b>	11	8.9
<b>Strongly disagree</b>	10	8.1
<b>Total</b>	124	100.0

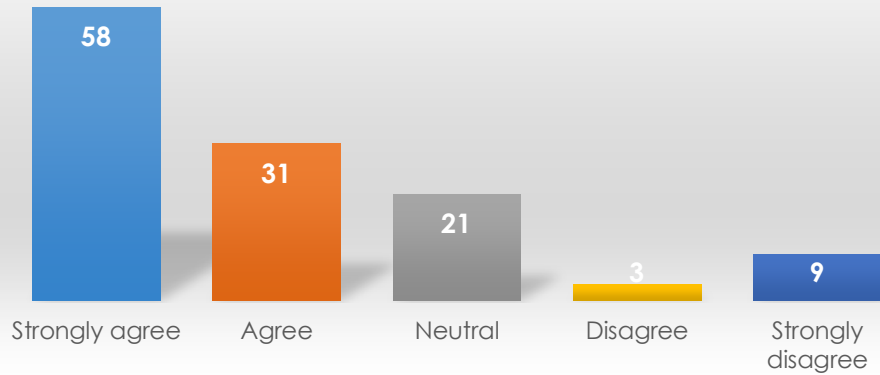
Do you feel that the Student Disability Services meets to your needs... - timely



Do you feel that the Student Disability Services meets to your needs... - timely

	Frequency	Percent
<b>Strongly agree</b>	58	47.2
<b>Agree</b>	26	21.1
<b>Neutral</b>	19	15.4
<b>Disagree</b>	10	8.1
<b>Strongly disagree</b>	10	8.1
<b>Total</b>	123	100.0

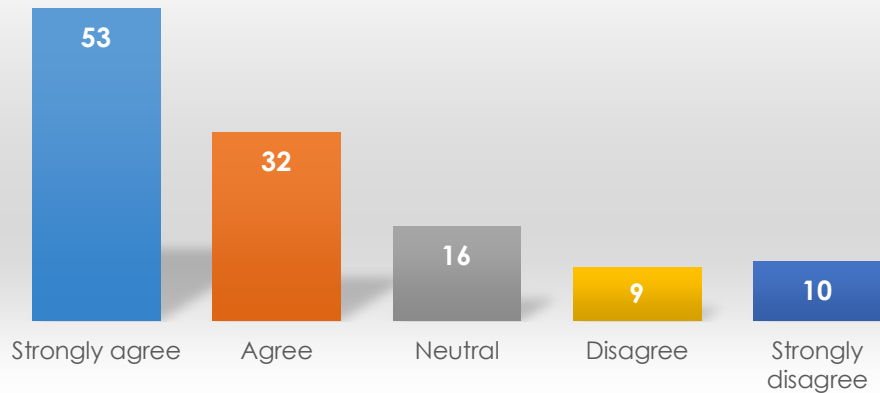
Do you feel that the Student Disability Services meets to your needs... - professionally



Do you feel that the Student Disability Services meets to your needs... - professionally

	Frequency	Percent
<b>Strongly agree</b>	58	47.5
<b>Agree</b>	31	25.4
<b>Neutral</b>	21	17.2
<b>Disagree</b>	3	2.5
<b>Strongly disagree</b>	9	7.4
<b>Total</b>	122	100.0

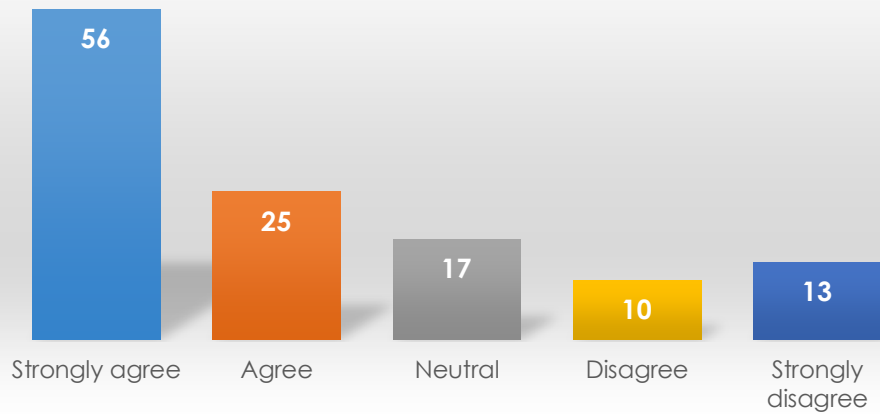
Do you feel that the Student Disability Services meets to your needs... - effectively



Do you feel that the Student Disability Services meets to your needs... - effectively

	Frequency	Percent
<b>Strongly agree</b>	53	44.2
<b>Agree</b>	32	26.7
<b>Neutral</b>	16	13.3
<b>Disagree</b>	9	7.5
<b>Strongly disagree</b>	10	8.3
<b>Total</b>	120	100.0

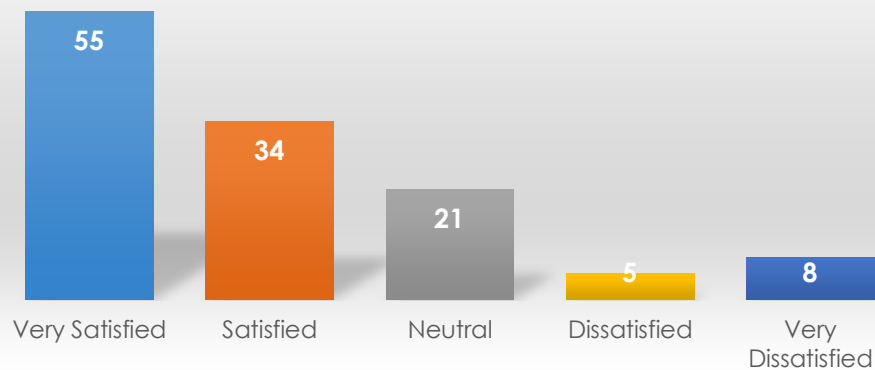
Do you feel that the Student Disability Services meets to your needs... - satisfactorily



Do you feel that the Student Disability Services meets to your needs... - satisfactorily

	Frequency	Percent
<b>Strongly agree</b>	56	46.3
<b>Agree</b>	25	20.7
<b>Neutral</b>	17	14.0
<b>Disagree</b>	10	8.3
<b>Strongly disagree</b>	13	10.7
<b>Total</b>	121	100.0

How satisfied are you with the following items related to Student Disability Services: - Accessibility

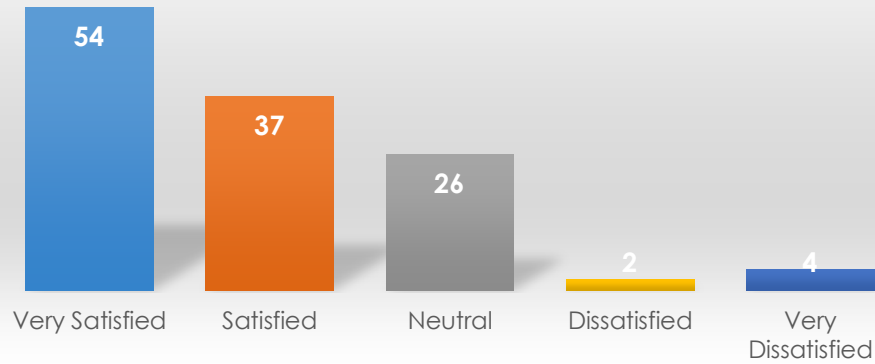


How satisfied are you with the following items related to Student Disability Services: - Accessibility

	Frequency	Percent
<b>Very Satisfied</b>	55	44.7
<b>Satisfied</b>	34	27.6
<b>Neutral</b>	21	17.1
<b>Dissatisfied</b>	5	4.1
<b>Very Dissatisfied</b>	8	6.5
<b>Total</b>	123	100.0



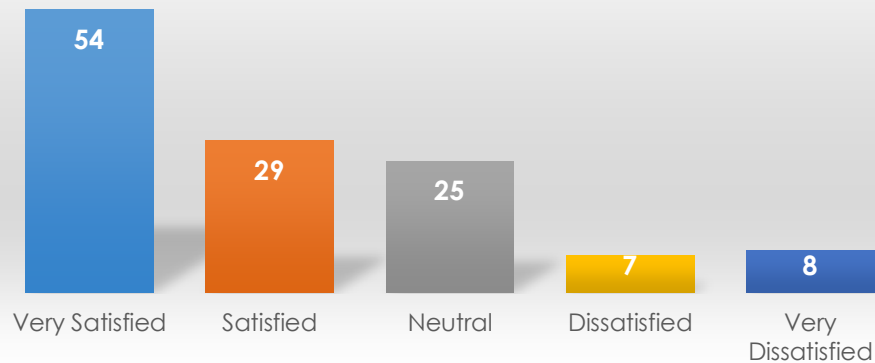
How satisfied are you with the following items related to Student Disability Services: - Hours of operation



How satisfied are you with the following items related to Student Disability Services: - Hours of operation

	Frequency	Percent
<b>Very Satisfied</b>	54	43.9
<b>Satisfied</b>	37	30.1
<b>Neutral</b>	26	21.1
<b>Dissatisfied</b>	2	1.6
<b>Very Dissatisfied</b>	4	3.3
<b>Total</b>	123	100.0

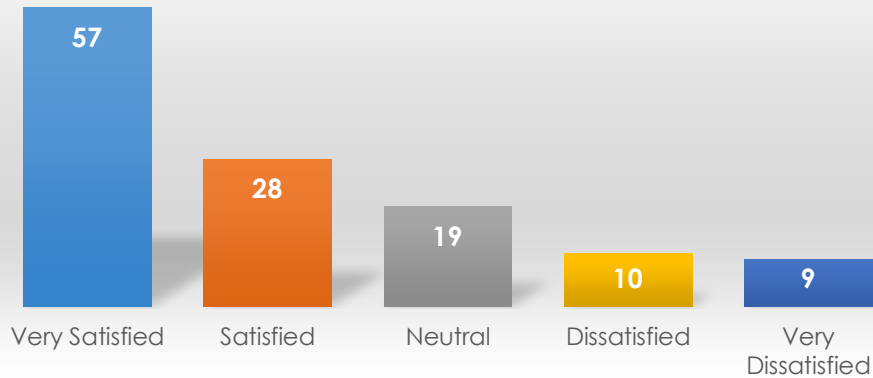
How satisfied are you with the following items related to Student Disability Services: - Availability of staff



How satisfied are you with the following items related to Student Disability Services: - Availability of staff

	Frequency	Percent
<b>Very Satisfied</b>	54	43.9
<b>Satisfied</b>	29	23.6
<b>Neutral</b>	25	20.3
<b>Dissatisfied</b>	7	5.7
<b>Very Dissatisfied</b>	8	6.5
<b>Total</b>	123	100.0

How satisfied are you with the following items related to Student Disability Services: - Overall services provided

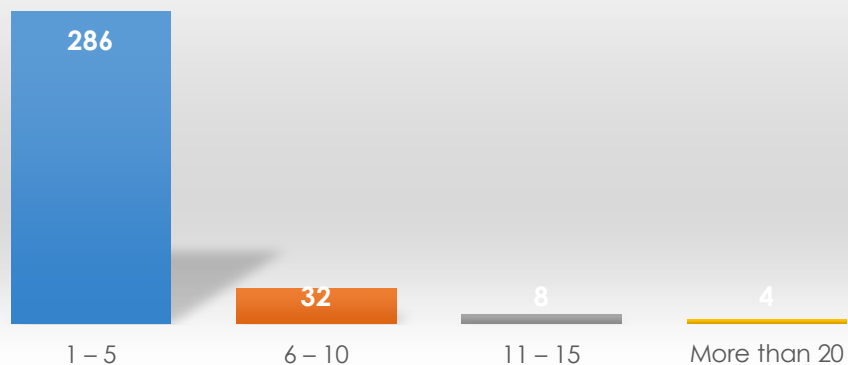


How satisfied are you with the following items related to Student Disability Services: - Overall services provided

	Frequency	Percent
<b>Very Satisfied</b>	57	46.3
<b>Satisfied</b>	28	22.8
<b>Neutral</b>	19	15.4
<b>Dissatisfied</b>	10	8.1
<b>Very Dissatisfied</b>	9	7.3
<b>Total</b>	123	100.0

### Student Health

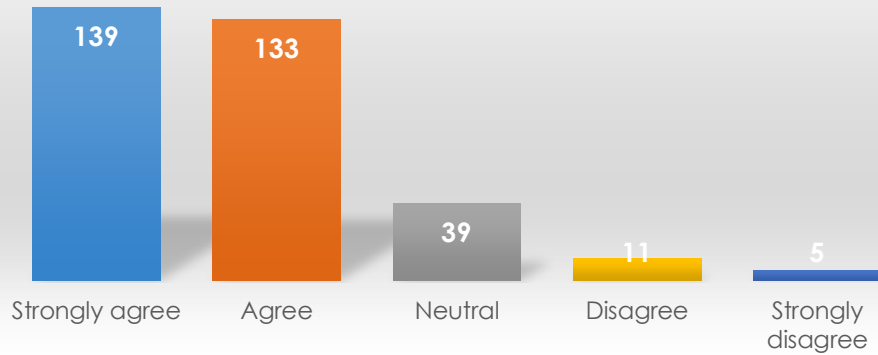
In the past year, about how many times have you had contact with Student Health?



In the past year, about how many times have you had contact with Student Health?

	Frequency	Percent
<b>1 - 5</b>	286	86.7
<b>6 - 10</b>	32	9.7
<b>11 - 15</b>	8	2.4
<b>16 - 20</b>	0	0
<b>More than 20</b>	4	1.2
<b>Total</b>	330	100.0

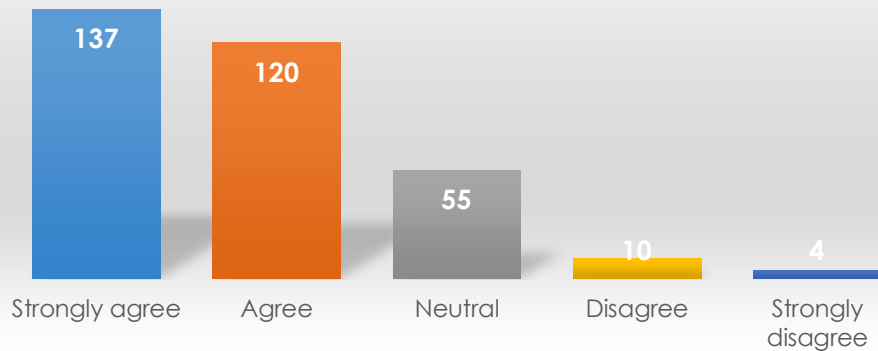
To what extent do you agree with the following statements about your experience with Student Health: - I was greeted promptly



To what extent do you agree with the following statements about your experience with Student Health: - I was greeted promptly

	Frequency	Percent
<b>Strongly agree</b>	139	42.5
<b>Agree</b>	133	40.7
<b>Neutral</b>	39	11.9
<b>Disagree</b>	11	3.4
<b>Strongly disagree</b>	5	1.5
<b>Total</b>	327	100.0

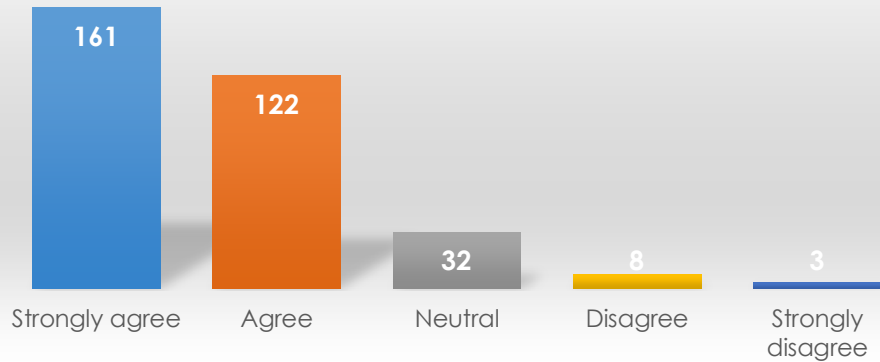
To what extent do you agree with the following statements about your experience with Student Health: - I felt welcomed



To what extent do you agree with the following statements about your experience with Student Health: - I felt welcomed

	Frequency	Percent
<b>Strongly agree</b>	137	42.0
<b>Agree</b>	120	36.8
<b>Neutral</b>	55	16.9
<b>Disagree</b>	10	3.1
<b>Strongly disagree</b>	4	1.2
<b>Total</b>	326	100.0

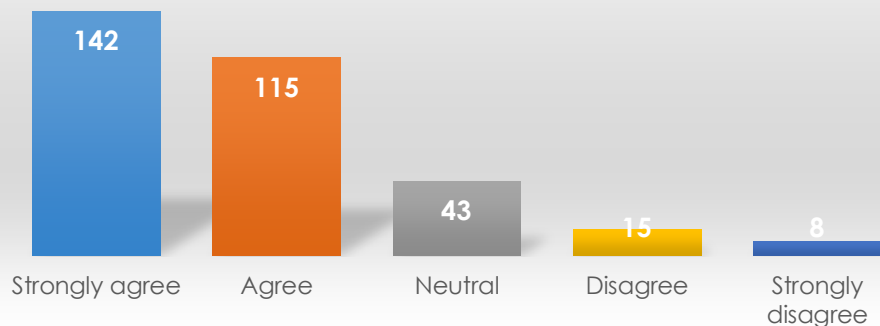
To what extent do you agree with the following statements about your experience with Student Health: - I was treated with respect



To what extent do you agree with the following statements about your experience with Student Health: - I was treated with respect

	Frequency	Percent
<b>Strongly agree</b>	161	49.4
<b>Agree</b>	122	37.4
<b>Neutral</b>	32	9.8
<b>Disagree</b>	8	2.5
<b>Strongly disagree</b>	3	0.9
<b>Total</b>	326	100.0

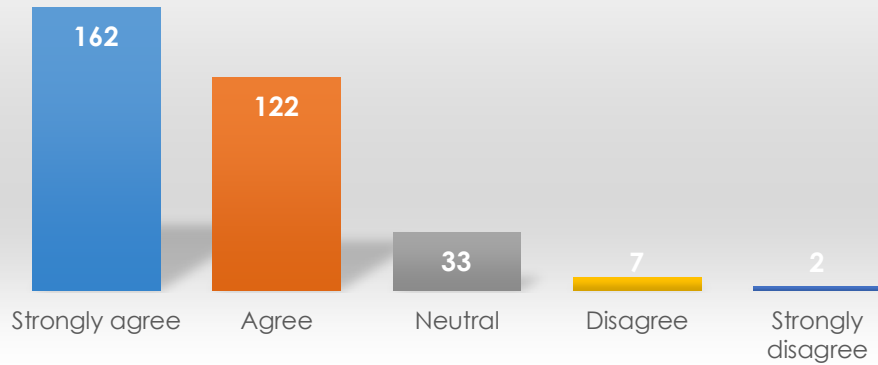
To what extent do you agree with the following statements about your experience with Student Health: - I was satisfied with the outcome of the interaction



To what extent do you agree with the following statements about your experience with Student Health: - I was satisfied with the outcome of the interaction

	Frequency	Percent
<b>Strongly agree</b>	142	44.0
<b>Agree</b>	115	35.6
<b>Neutral</b>	43	13.3
<b>Disagree</b>	15	4.6
<b>Strongly disagree</b>	8	2.5
<b>Total</b>	323	100.0

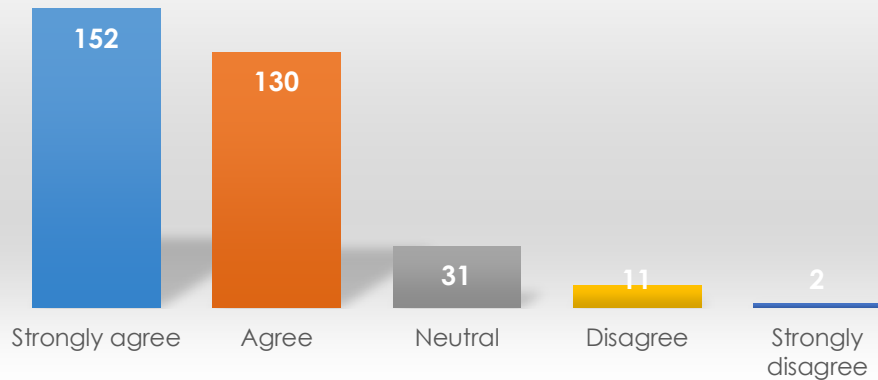
To what extent do you agree with the following statements about Student Health: - Staff were professional



To what extent do you agree with the following statements about Student Health: - Staff were professional

	Frequency	Percent
<b>Strongly agree</b>	162	49.7
<b>Agree</b>	122	37.4
<b>Neutral</b>	33	10.1
<b>Disagree</b>	7	2.1
<b>Strongly disagree</b>	2	0.6
<b>Total</b>	326	100.0

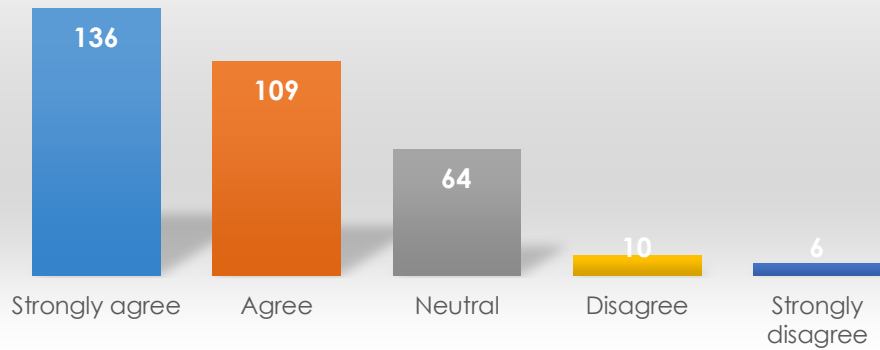
To what extent do you agree with the following statements about Student Health: - Staff were knowledgeable



To what extent do you agree with the following statements about Student Health: - Staff were knowledgeable

	Frequency	Percent
<b>Strongly agree</b>	152	46.6
<b>Agree</b>	130	39.9
<b>Neutral</b>	31	9.5
<b>Disagree</b>	11	3.4
<b>Strongly disagree</b>	2	0.6
<b>Total</b>	326	100.0

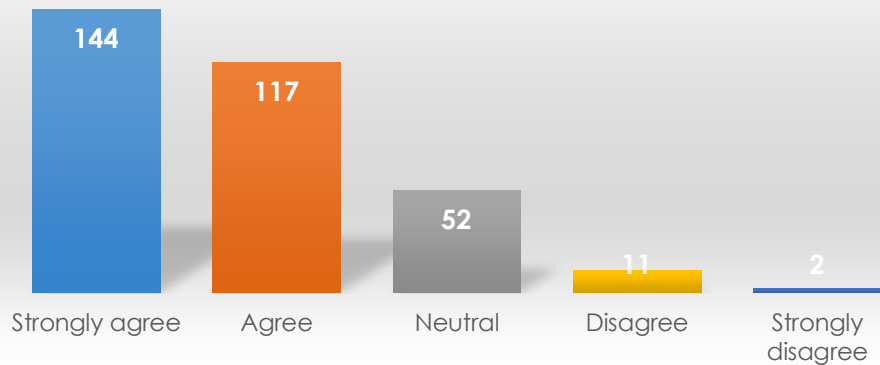
To what extent do you agree with the following statements about Student Health: - Cares about my experience at USA



To what extent do you agree with the following statements about Student Health: - Cares about my experience at USA

	Frequency	Percent
<b>Strongly agree</b>	136	41.8
<b>Agree</b>	109	33.5
<b>Neutral</b>	64	19.7
<b>Disagree</b>	10	3.1
<b>Strongly disagree</b>	6	1.8
<b>Total</b>	325	100.0

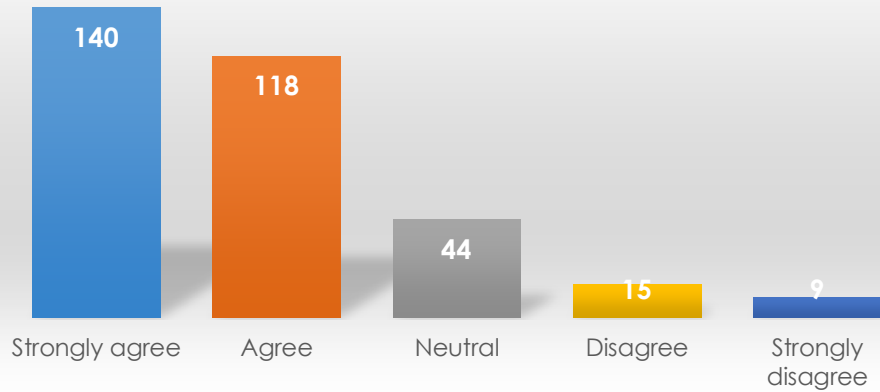
To what extent do you agree with the following statements about Student Health: - Is a good source of information



To what extent do you agree with the following statements about Student Health: - Is a good source of information

	Frequency	Percent
<b>Strongly agree</b>	144	44.2
<b>Agree</b>	117	35.9
<b>Neutral</b>	52	16.0
<b>Disagree</b>	11	3.4
<b>Strongly disagree</b>	2	0.6
<b>Total</b>	326	100.0

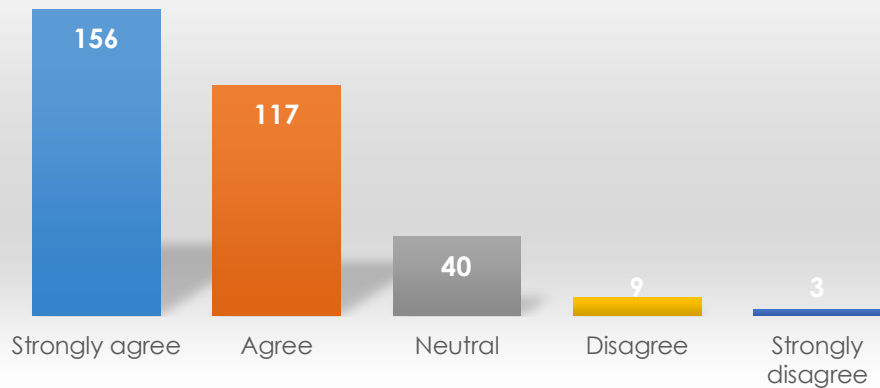
Do you feel that Student Health meets to your needs... - timely



Do you feel that Student Health meets to your needs... - timely

	Frequency	Percent
<b>Strongly agree</b>	140	42.9
<b>Agree</b>	118	36.2
<b>Neutral</b>	44	13.5
<b>Disagree</b>	15	4.6
<b>Strongly disagree</b>	9	2.8
<b>Total</b>	326	100.0

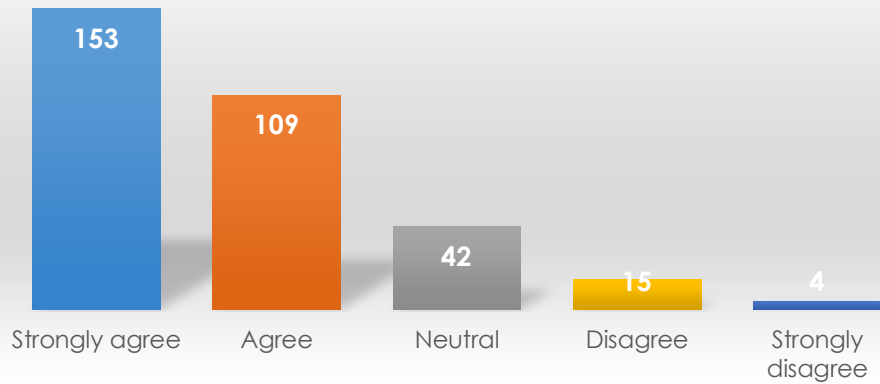
Do you feel that Student Health meets to your needs... - professionally



Do you feel that Student Health meets to your needs... - professionally

	Frequency	Percent
<b>Strongly agree</b>	156	48.0
<b>Agree</b>	117	36.0
<b>Neutral</b>	40	12.3
<b>Disagree</b>	9	2.8
<b>Strongly disagree</b>	3	0.9
<b>Total</b>	325	100.0

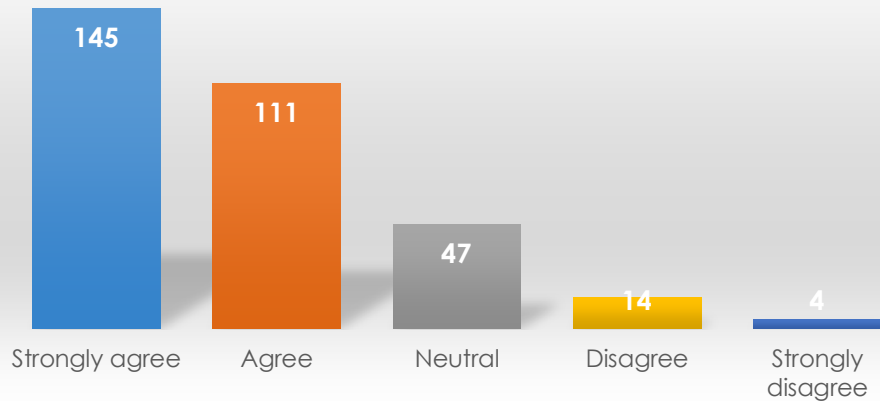
Do you feel that Student Health meets to your needs... - effectively



Do you feel that Student Health meets to your needs... - effectively

	Frequency	Percent
<b>Strongly agree</b>	153	47.4
<b>Agree</b>	109	33.7
<b>Neutral</b>	42	13.0
<b>Disagree</b>	15	4.6
<b>Strongly disagree</b>	4	1.2
<b>Total</b>	323	100.0

Do you feel that Student Health meets to your needs... - satisfactorily

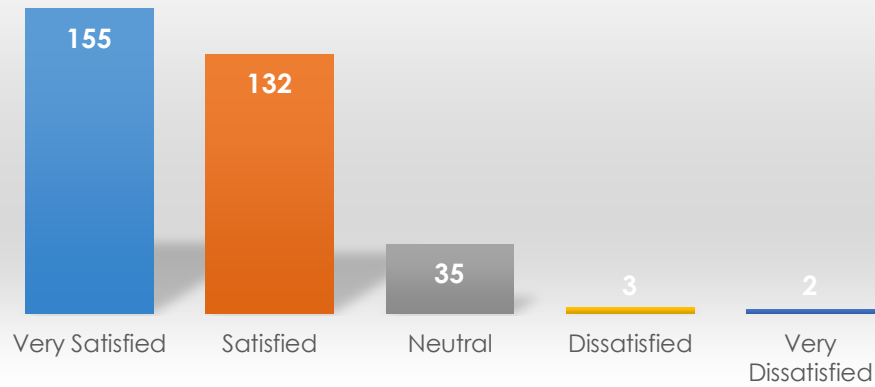


Do you feel that Student Health meets to your needs... - satisfactorily

	Frequency	Percent
<b>Strongly agree</b>	145	45.2
<b>Agree</b>	111	34.6
<b>Neutral</b>	47	14.6
<b>Disagree</b>	14	4.4
<b>Strongly disagree</b>	4	1.2
<b>Total</b>	321	100.0



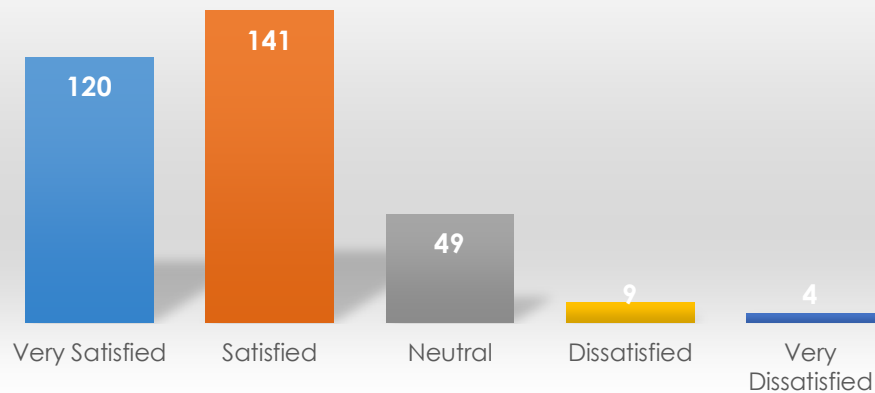
How satisfied are you with the following items related to Student Health: - Accessibility



How satisfied are you with the following items related to Student Health: - Accessibility

	Frequency	Percent
<b>Very Satisfied</b>	155	47.4
<b>Satisfied</b>	132	40.4
<b>Neutral</b>	35	10.7
<b>Dissatisfied</b>	3	0.9
<b>Very Dissatisfied</b>	2	0.6
<b>Total</b>	327	100.0

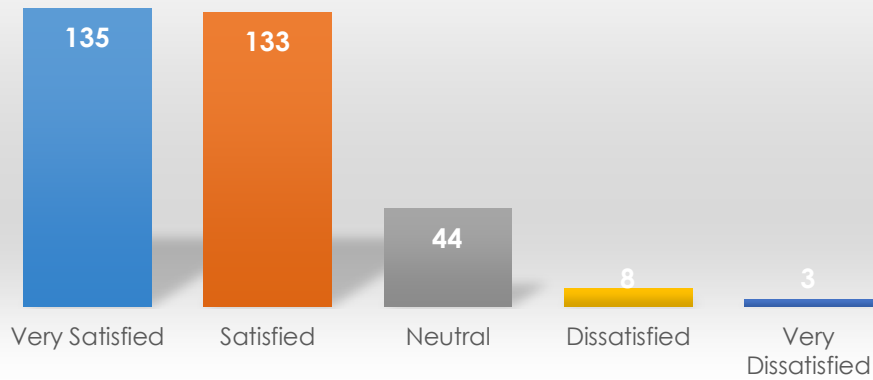
How satisfied are you with the following items related to Student Health: - Hours of operation



How satisfied are you with the following items related to Student Health: - Hours of operation

	Frequency	Percent
<b>Very Satisfied</b>	120	37.2
<b>Satisfied</b>	141	43.7
<b>Neutral</b>	49	15.2
<b>Dissatisfied</b>	9	2.8
<b>Very Dissatisfied</b>	4	1.2
<b>Total</b>	323	100.0

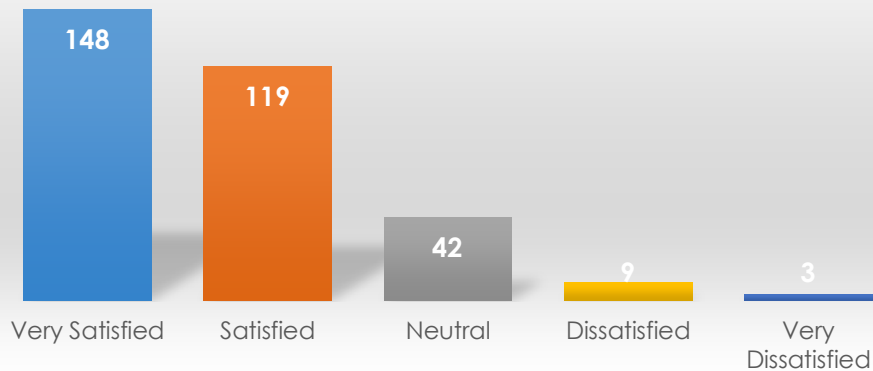
How satisfied are you with the following items related to Student Health: - Availability of staff



How satisfied are you with the following items related to Student Health: - Availability of staff

	Frequency	Percent
<b>Very Satisfied</b>	135	41.8
<b>Satisfied</b>	133	41.2
<b>Neutral</b>	44	13.6
<b>Dissatisfied</b>	8	2.5
<b>Very Dissatisfied</b>	3	0.9
<b>Total</b>	323	100.0

How satisfied are you with the following items related to Student Health: - Overall services provided

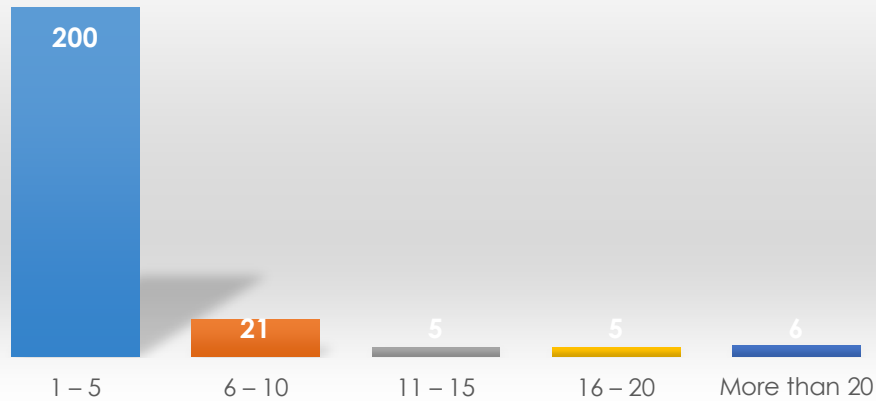


How satisfied are you with the following items related to Student Health: - Overall services provided

	Frequency	Percent
<b>Very Satisfied</b>	148	46.1
<b>Satisfied</b>	119	37.1
<b>Neutral</b>	42	13.1
<b>Dissatisfied</b>	9	2.8
<b>Very Dissatisfied</b>	3	0.9
<b>Total</b>	321	100.0

## University Programs/Jaguar Productions

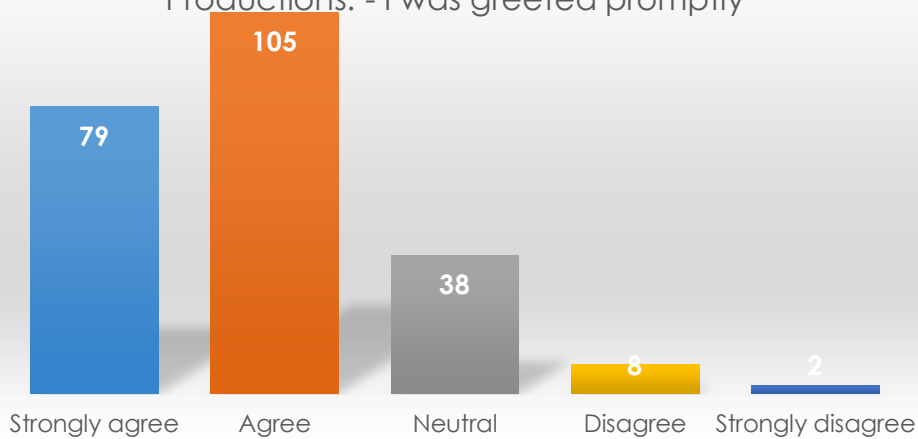
In the past year, about how many times have you had contact with Jaguar Productions?



In the past year, about how many times have you had contact with Jaguar Productions?

	Frequency	Percent
<b>1 - 5</b>	200	84.4
<b>6 - 10</b>	21	8.9
<b>11 - 15</b>	5	2.1
<b>16 - 20</b>	5	2.1
<b>More than 20</b>	6	2.5
<b>Total</b>	237	100.0

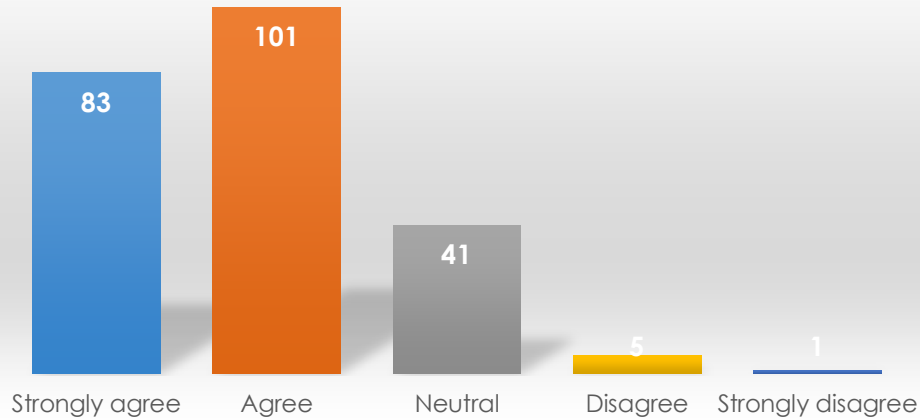
To what extent do you agree with the following statements about your experience with Jaguar Productions: - I was greeted promptly



To what extent do you agree with the following statements about your experience with Jaguar Productions: - I was greeted promptly

	Frequency	Percent
<b>Strongly agree</b>	79	34.1
<b>Agree</b>	105	45.3
<b>Neutral</b>	38	16.4
<b>Disagree</b>	8	3.4
<b>Strongly disagree</b>	2	0.9
<b>Total</b>	232	100.0

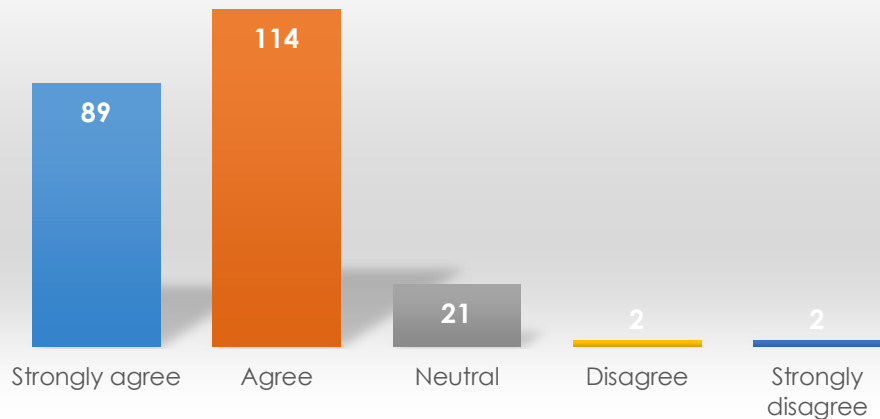
To what extent do you agree with the following statements about your experience with Jaguar Productions: - I felt welcomed



To what extent do you agree with the following statements about your experience with Jaguar Productions: - I felt welcomed

	Frequency	Percent
<b>Strongly agree</b>	83	35.9
<b>Agree</b>	101	43.7
<b>Neutral</b>	41	17.7
<b>Disagree</b>	5	2.2
<b>Strongly disagree</b>	1	0.4
<b>Total</b>	231	100.0

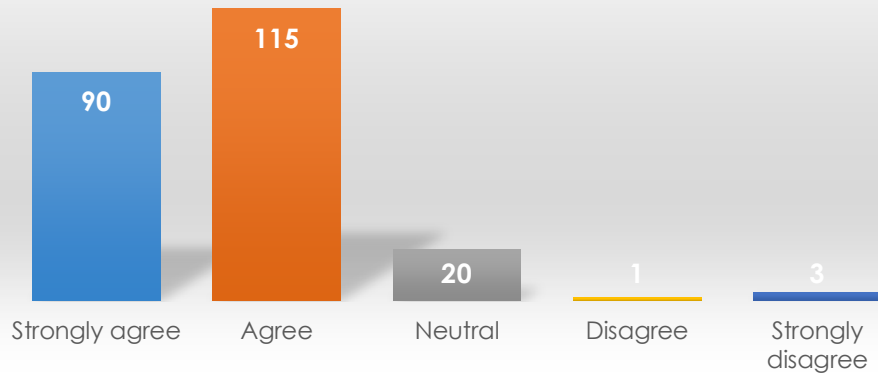
To what extent do you agree with the following statements about your experience with Jaguar Productions: - I was treated with respect



To what extent do you agree with the following statements about your experience with Jaguar Productions: - I was treated with respect

	Frequency	Percent
<b>Strongly agree</b>	89	39.0
<b>Agree</b>	114	50.0
<b>Neutral</b>	21	9.2
<b>Disagree</b>	2	0.9
<b>Strongly disagree</b>	2	0.9
<b>Total</b>	228	100.0

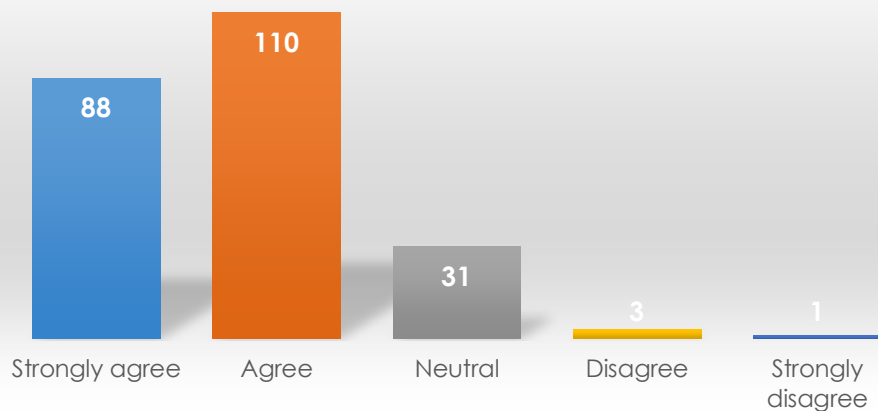
To what extent do you agree with the following statements about your experience with Jaguar Productions: - I was satisfied with the outcome of the interaction



To what extent do you agree with the following statements about your experience with Jaguar Productions: - I was satisfied with the outcome of the interaction

	Frequency	Percent
<b>Strongly agree</b>	90	39.3
<b>Agree</b>	115	50.2
<b>Neutral</b>	20	8.7
<b>Disagree</b>	1	0.4
<b>Strongly disagree</b>	3	1.3
<b>Total</b>	229	100.0

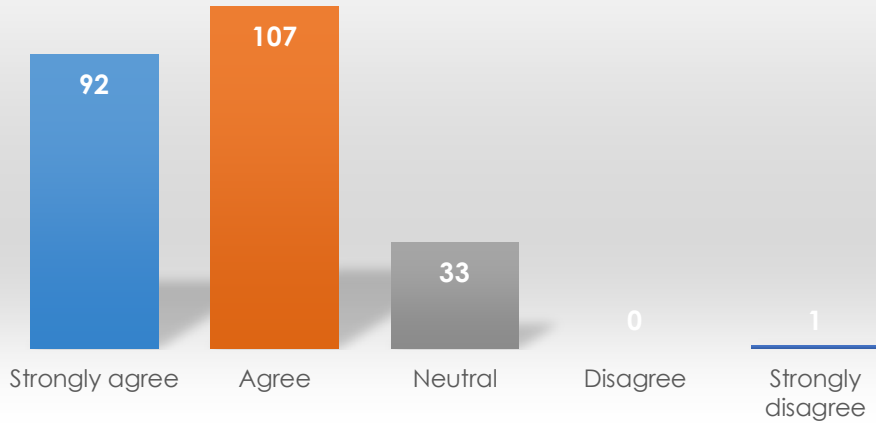
To what extent do you agree with the following statements about Jaguar Productions: - Staff were professional



To what extent do you agree with the following statements about Jaguar Productions: - Staff were professional

	Frequency	Percent
<b>Strongly agree</b>	88	37.8
<b>Agree</b>	110	47.2
<b>Neutral</b>	31	13.3
<b>Disagree</b>	3	1.3
<b>Strongly disagree</b>	1	0.4
<b>Total</b>	233	100.0

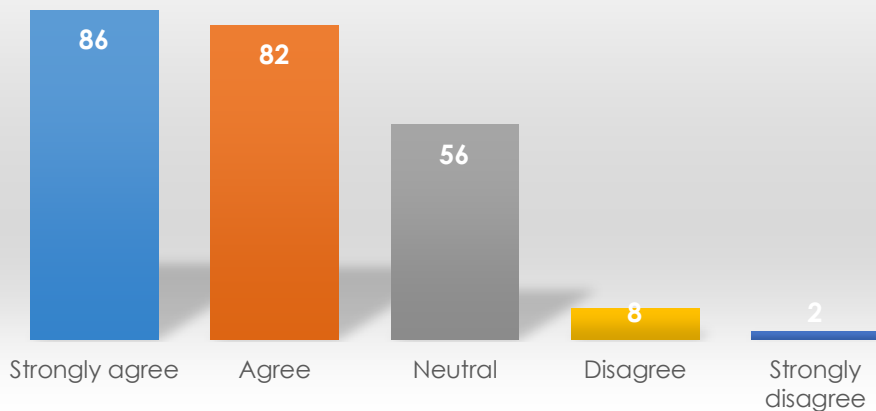
To what extent do you agree with the following statements about Jaguar Productions: - Staff were knowledgeable



To what extent do you agree with the following statements about Jaguar Productions: - Staff were knowledgeable

	Frequency	Percent
<b>Strongly agree</b>	92	39.5
<b>Agree</b>	107	45.9
<b>Neutral</b>	33	14.2
<b>Disagree</b>	0	0.0
<b>Strongly disagree</b>	1	0.4
<b>Total</b>	233	100.0

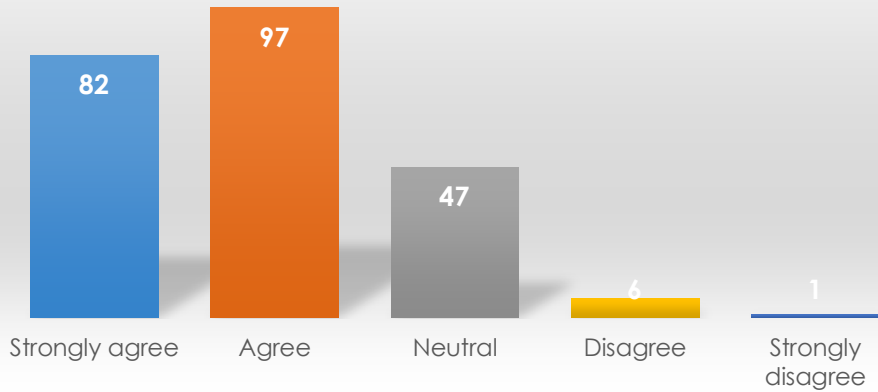
To what extent do you agree with the following statements about Jaguar Productions: - Cares about my experience at USA



To what extent do you agree with the following statements about Jaguar Productions: - Cares about my experience at USA

	Frequency	Percent
<b>Strongly agree</b>	86	36.8
<b>Agree</b>	82	35.0
<b>Neutral</b>	56	23.9
<b>Disagree</b>	8	3.4
<b>Strongly disagree</b>	2	0.9
<b>Total</b>	234	100.0

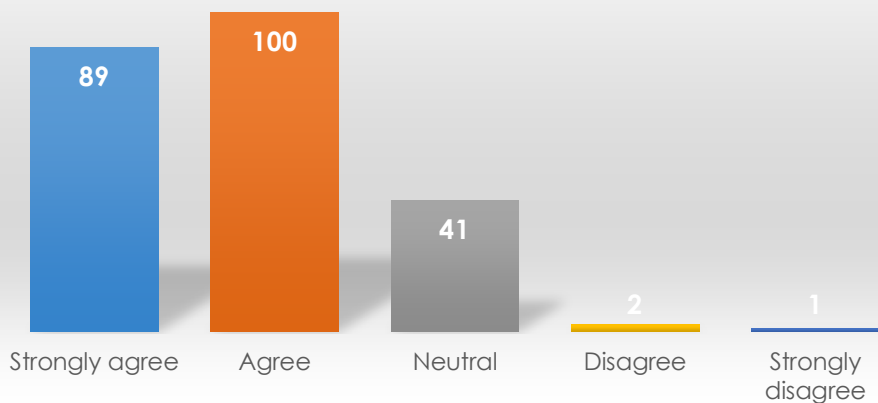
To what extent do you agree with the following statements about Jaguar Productions: - Is a good source of information



To what extent do you agree with the following statements about Jaguar Productions: - Is a good source of information

	Frequency	Percent
<b>Strongly agree</b>	82	35.2
<b>Agree</b>	97	41.6
<b>Neutral</b>	47	20.2
<b>Disagree</b>	6	2.6
<b>Strongly disagree</b>	1	0.4
<b>Total</b>	233	100.0

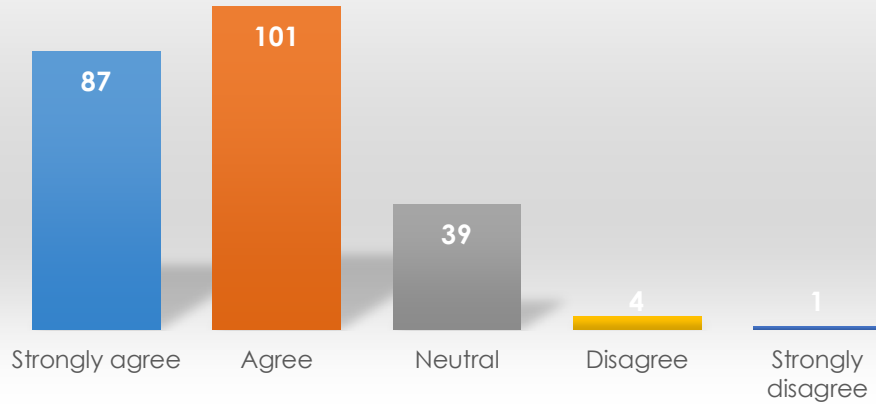
Do you feel that Jaguar Production meets to your needs... - timely



Do you feel that Jaguar Production meets to your needs... - timely

	Frequency	Percent
<b>Strongly agree</b>	89	38.2
<b>Agree</b>	100	42.9
<b>Neutral</b>	41	17.6
<b>Disagree</b>	2	0.9
<b>Strongly disagree</b>	1	0.4
<b>Total</b>	233	100.0

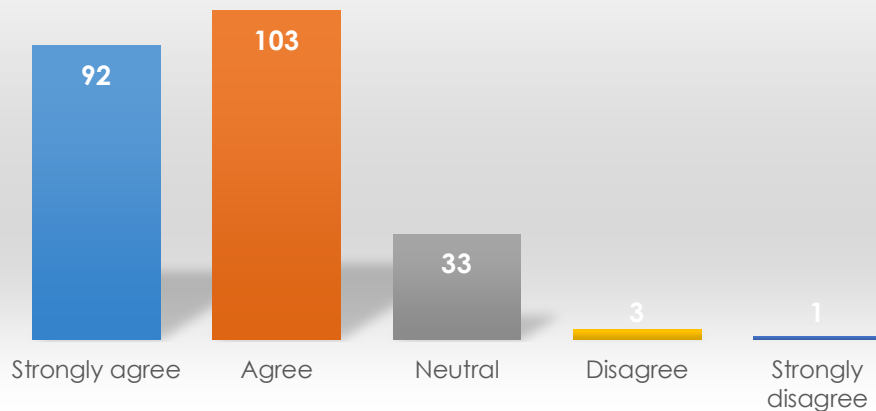
Do you feel that Jaguar Production meets to your needs... - professionally



Do you feel that Jaguar Production meets to your needs... - professionally

	Frequency	Percent
<b>Strongly agree</b>	87	37.5
<b>Agree</b>	101	43.5
<b>Neutral</b>	39	16.8
<b>Disagree</b>	4	1.7
<b>Strongly disagree</b>	1	0.4
<b>Total</b>	232	100.0

Do you feel that Jaguar Production meets to your needs... - effectively

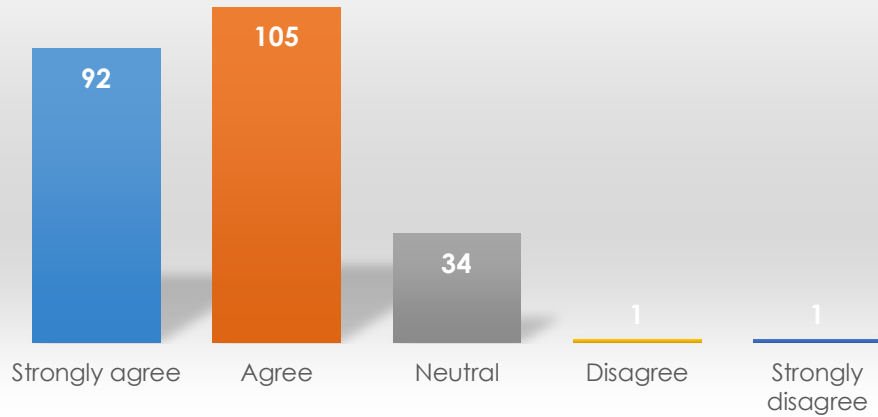


Do you feel that Jaguar Production meets to your needs... - effectively

	Frequency	Percent
<b>Strongly agree</b>	92	39.7
<b>Agree</b>	103	44.4
<b>Neutral</b>	33	14.2
<b>Disagree</b>	3	1.3
<b>Strongly disagree</b>	1	0.4
<b>Total</b>	232	100.0



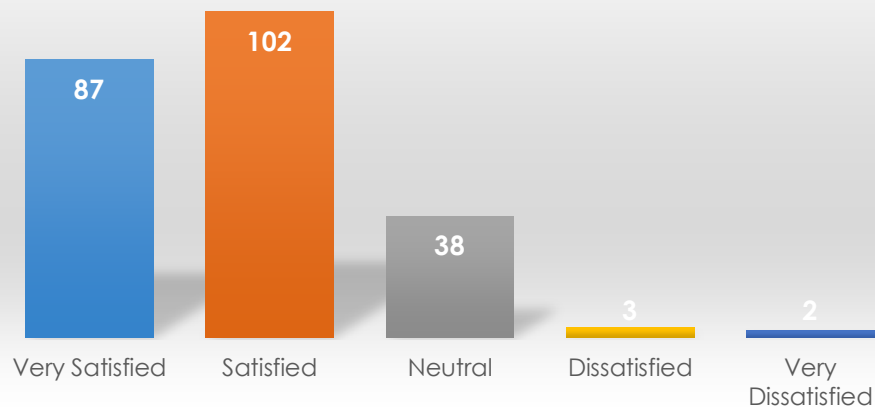
Do you feel that Jaguar Production meets to your needs... - satisfactorily



Do you feel that Jaguar Production meets to your needs... - satisfactorily

	Frequency	Percent
<b>Strongly agree</b>	92	39.5
<b>Agree</b>	105	45.1
<b>Neutral</b>	34	14.6
<b>Disagree</b>	1	0.4
<b>Strongly disagree</b>	1	0.4
<b>Total</b>	233	100.0

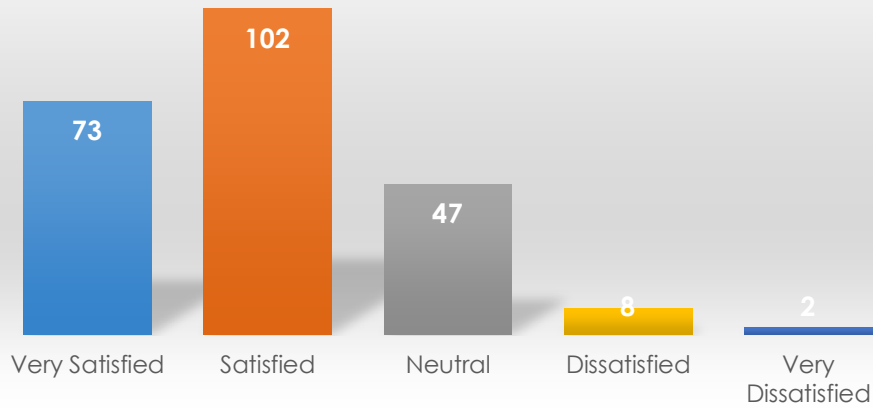
How satisfied are you with the following items related to Jaguar Productions: - Accessibility



How satisfied are you with the following items related to Jaguar Productions: - Accessibility

	Frequency	Percent
<b>Very Satisfied</b>	87	37.5
<b>Satisfied</b>	102	44.0
<b>Neutral</b>	38	16.4
<b>Dissatisfied</b>	3	1.3
<b>Very Dissatisfied</b>	2	0.9
<b>Total</b>	232	100.0

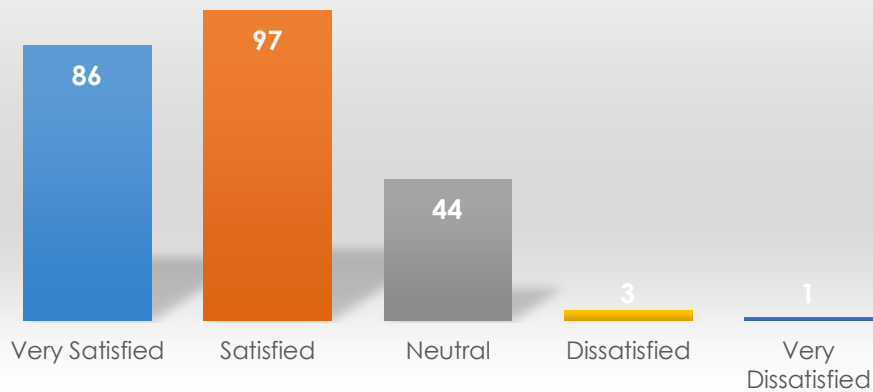
How satisfied are you with the following items related to Jaguar Productions: - Hours of operation



How satisfied are you with the following items related to Jaguar Productions: - Hours of operation

	Frequency	Percent
<b>Very Satisfied</b>	73	31.5
<b>Satisfied</b>	102	44.0
<b>Neutral</b>	47	20.3
<b>Dissatisfied</b>	8	3.4
<b>Very Dissatisfied</b>	2	0.9
<b>Total</b>	232	100.0

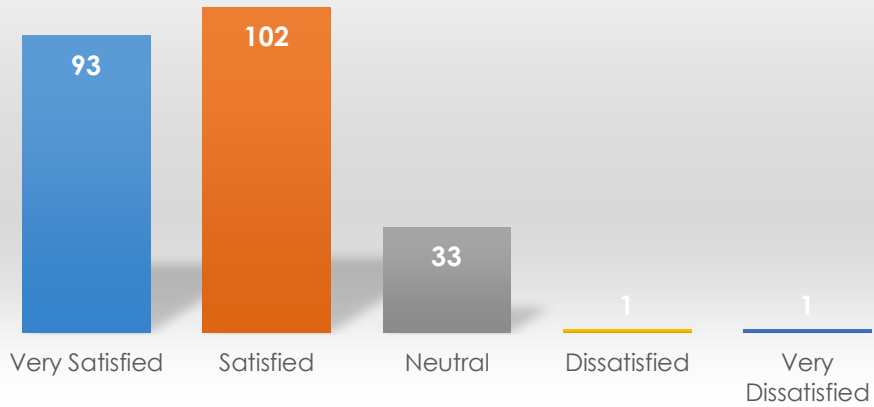
How satisfied are you with the following items related to Jaguar Productions: - Availability of staff



How satisfied are you with the following items related to Jaguar Productions: - Availability of staff

	Frequency	Percent
<b>Very Satisfied</b>	86	37.2
<b>Satisfied</b>	97	42.0
<b>Neutral</b>	44	19.0
<b>Dissatisfied</b>	3	1.3
<b>Very Dissatisfied</b>	1	0.4
<b>Total</b>	231	100.0

How satisfied are you with the following items related to Jaguar Productions: - Overall services provided



How satisfied are you with the following items related to Jaguar Productions: - Overall services provided

	Frequency	Percent
<b>Very Satisfied</b>	93	40.4
<b>Satisfied</b>	102	44.3
<b>Neutral</b>	33	14.3
<b>Dissatisfied</b>	1	0.4
<b>Very Dissatisfied</b>	1	0.4
<b>Total</b>	230	100.0